

SBV-138TMW

Tilt Mount



Key Features

- Material: Aluminum
- Dimensions: Ø137.9x56.8mm(Ø5.43x2.24")
- Weight: 220g
- Color: White
- Supported products: QNV-6072R/6082R, QNV-7082R, QNV-8080R, LNV-6072R

Compatible Devices



QNV-6072R1



QNV-8080R



LNV-6072R



QNV-7082R



QNV-6082R

SBV-138TMW

Tilt Mount



Specifications

Mechanical	
Color	White
Material	Aluminum
RAL code	RAL9003
Product dimensions / weight	ø137.9x56.8mm(ø5.43x2.24") / 220g
Mount Screw size	TR20
Supported products	QNV-6082R, QNV-8080R ※ For further compatible models, please visit our website or use Toolbox

SBV-138TMW

Tilt Mount

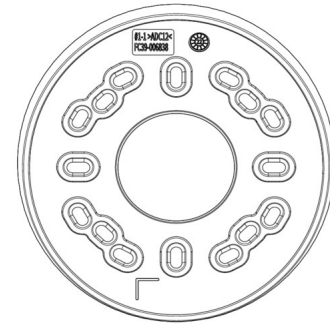
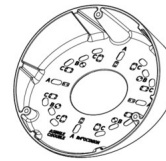
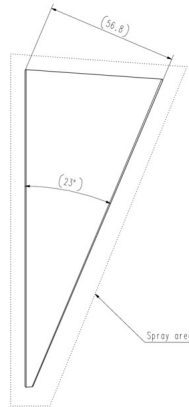
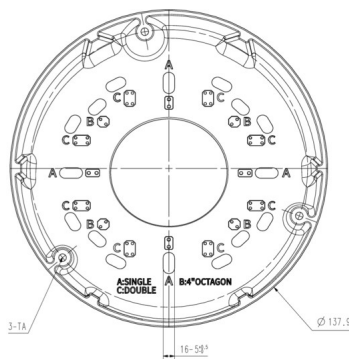
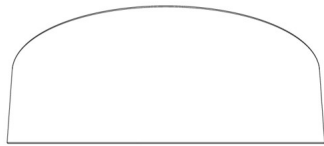


CAD

Unit: mm [inch]

This parts should not contain any substances which are specified in A860-003K

NO	PART NAME	CODE NO.	MATERIAL	Q'TY	REMARK
1	MOUNT-TILT-SBV-138TMW	FC39-006838A	Check note	1	-



*Unspecified threads must be non sprayed
NOTE:Die-Casting

Coating Specification

CODE No.	A
Standard	2016M0378
Color	White
Name	Metal Powder White
Printing	None
Process	Coating→Cleaning→Grinding→Mechining/Tapping→Degrease→Electroplating

Symbol	No.	Spec	Depth	Remark
TA	3ea	M4 x 0.7	10mm	

STANDARD TOLERANCE

DIV	1st	2nd	3rd	4th	5th
0-16	±0.1	±0.1	±0.1	±0.1	±0.1
16-40	±0.1	±0.1	±0.1	±0.1	±0.1
40-100	±0.1	±0.1	±0.1	±0.1	±0.1
100-1000	±0.1	±0.1	±0.1	±0.1	±0.1

- Material and Basic wall thickness: A012, 12.5
- Gate, P.R., Ejector Pin location must be handled with HW designer.
- Location and dimension must be less than 0.05mm (0.002 inch), no flash is allowed.
- Undersized edge round must be less than 0.3, undersized corners must be less than 0.3.
- No deformation, Air bubble, Shrinkage is allowed.
- Every trace on fit must be less than 0.1.
- Undersized draft angle must be less than 0.5°.
- 6 marks (for dimension) must be clearly marked.
- Surface cutting level: All cast and overcut must be equivalent with other surface cutting level.
- Part Name, Job Number, Mold Number, Material, Model Name must be carved on the inner face of the part.
- Location and Spec. must be handled with HW designer.
- Color and tone and printing specification must follow separately distributed Design Specification data.
- Including surface cutting, Grinding, Spraying, silk Print Specifications.
- No die file must carry HW designer.
- Delivery packing specifications must be discussed separately.
- All other issues must be handled with HW designer.

A2 CHANGE
(Rev. 0.0) (L.A.)

UNIT	mm	DESIGN	CHECK	APPROVAL	PART NAME	MOUNT-TILT
SCALE	1/1	JM Jin	YS Choi	JY Kim	MODEL NAME	SBV-138TMW
		21.12.14	21.12.14	21.12.14		
Hanwha Techwin					CODE NO.	FC39-006838A