SAMSUNG TECHWIN

网络 PTZ 摄像机

用户指南

SNP-3370TH/3301H

SAMSUNG

目录

注意和警告 6

警告 7

注意 8

出厂默认设置 10

第 1 章 产品介绍 18
- 1.1. 简介 18
- 1.2. 功能 18

第 2 章 部件名称和功能 20
- 2.1. 包装内容 20
- 2.2. 摄像机主体 21
- 2.3. 摄像机布线接口板 24

第 3 章 安装摄像机和网络设置 25
- 3.1. PTZ 球形摄像机和附件布线图 25
- 3.2. 通信协议 DIP 开关设置 (SW2) 26
- 3.3. 摄像机 ID DIP 开关设置 (SW1) 28
- 3.4. 准备适配器和线缆 35
- 3.5. 连接监视器 36
- 3.6. 准备和安装摄像机托架 37
- 3.7. 支架类型的安装建议 38
- 3.8. 通过 IP Installer 进行网络配置和连接 44
- 3.9 连接到摄像机 51

第 4 章 使用 Web Viewer 55
- 4.1. 使用 Web Viewer 55
- 4.1.1. 登录 **55**
- **4.1.2. 监视屏 56**
- 4.2. 管理员页面 61
  - 4.2.1. 视频设置 61
    - 4.2.1.1 视频/音频 61
    - 4.2.1.2 流 63
    - 4.2.1.3 运动检测 69
    - 4.2.1.4. 视频分析 70
    - 4.2.1.5. 隐私 71
    - 4.2.1.6. 摄像机 73
    - 4.2.1.7. 拍摄 80
    - 4.2.1.8. 重放/备份 81

4.2.2 PTZ 页面 83
4.2.2.1. 摆动 85
4.2.2.2. 分组 86
4.2.2.3. 浏览 87
4.2.2.4. 轨道和自动运行 88
4.2.2.5. Tracking..... 89
4.2.3. 配置页面..... 91
4.2.3.1. 网络 91
4.2.3.2. IP 过滤 99
4.2.3.3. 警报传感器 100
4.2.3.4. 电子邮件 FTP（警报） 102
4.2.4. 系统..... 104
4.2.4.1. 产品信息 104
4.2.4.2. 用户 105
4.2.4.3. 时间 107
4.2.4.4. 日志消息 108
4.2.4.5. 升级 109

第 5 章 故障排除 110

PC Requirements 112

规格..... 113

规格..... 114

尺寸..... 117



iPOLiS

iPOLiS 是融入三星网络产品的品牌，它是便利世界 (Polis) 创造安全 (Police) 的缩写，而所有这些都通过三星出众的网络性能（Internet 协议）得以实现。iPOLiS 网络摄像机和服务器是默认提供通用网络选项的高级安全系统，它包括用于网络连接的以太网接口、使用 H.264/MPEG-4、M-JPEG 的高质量图像传输选项、Web Viewer、双向音频和遥控功能。

FCC 法规遵从声明

注意：本设备已通过测试并遵守 FCC 法规第 15 部分所规定的 A 类数字设备限制。这些限制旨在提供设备在商业环境中工作时对有害干扰的合理保护。本设备会产生、使用并辐射无线电波能量，如果没有遵照**说明**手册安装和使用，可能会对无线电通信造成有害干扰。在住宅区使用本设备可能会造成有害干扰，用户可能需要自行承担消除干扰所需的费用。

正确处理本产品

（废旧电气和电子设备）

（适用于欧盟和其他采用分类回收系统的欧洲国家。）此标志出现在产品或其印刷物中，它表示当本产品使用寿命结束时不能与其他废弃生活垃圾一同进行处理。为防止处理不当可能对环境或人类健康造成的伤害，请将本产品与其他类型的垃圾分开并对其进行回收，以便提高资源的可持续利用。家庭用户应联系本产品的零售商或地方政府办公室，以便了解安全环保地回收本产品的地方和方法。商业用户应联系其供应商并检查购买合约的条款和条件。本产品不应该与其他商业垃圾混合处理。

正确处理本产品中的电池

（适用于欧盟和其他采用分类电池回收系统的欧洲国家。）

电池、手册或包装上的此标志表示该产品中的电池不能与其他废弃生活垃圾一同进行处理。标志处的化学符号 Hg, Cd 或 Pb 表示该电池所包含的汞、镉或铅的含量超过 EC 标准 2006/66 的参考水平。如果未能对电池进行正确处理，这些物质可能会对人类健康或环境造成伤害。为保护自然资源并促进资源再利用，请将该电池与其他类型的垃圾分开，并通过当地的免费电池回收系统进行回收。

用户不可自行更换本产品中使用的可充电式电池。

有关更换电池的信息，请联系您的服务提供商。

Samsung Techwin
在产品制造的各个环节都十分关注环境，并且采取措施以保证向客户提供更加环保的产品。

Eco 标志表明 Samsung Techwin
致力于生产环保型产品，同时也表示该产品符合欧盟 RoHS 标准。

■ 前言

感谢您购买 SNP-3370TH/3301H 摄像机。
本用户手册介绍如何使用这款高分辨率网络摄像机。本文档中的“产品”即指代高分辨率网络摄像机。安装和操作本产品的用户应该先阅读本手册及其中引用的其他手册，以便能够正确地安装，操作和使用本产品。本手册及其中**说明**的软件和硬件受到版权法保护。除在版权法许可范围内合理使用本手册外，严禁任何未经 Samsung Techwin Co., Ltd.
许可复制和重印部分或全部用户手册，或将其翻译成其他语言。

■ 产品保修和有限责任

本产品的制造商不负责产品销售，同时也不会将销售责任委托给第三方。
本产品保修不包括由于意外事故、疏忽、滥用或误用造成的全部产品或产品任何部分的损坏。此外，制造商不为任何非制造商提供的附件或部件提供保修。
产品保修期为自购买之日起 3 年时间内。但是，本保修不包含以下问题，如需解决以下问题则会收取一定的服务费：

· 用户操作或处理不当。
· 用户对本产品进行过拆卸或改装。
· 由于连接不符合规格的电源而导致产品损坏。
· 由于“不可抗力”（火灾、水灾、海啸、自然灾害等）导致产品损坏。
· 更换耗材。
· 由于不稳定的网络连接导致的产品故障。

注意和警告

以下章节包含了帮助保护用户安全和防止财产受损/
丢失的重要信息。为了安全正确使用本产品，请仔细阅读本章内容。

※ 如果对本产品有任何疑问，请联系您当地的供应商。请注意保修不包括产品服务期间产生的任何附加费用（例如租用云梯车）。

※ 雷雨天请从插座中取下插头。（为避免产品损坏和防止火灾）

※ 本产品是辅助安全设备；制造商对盗窃、火灾或使用本产品期间发生的自然灾害造成的财产损失、人员伤害或死亡不承担任何责任。

图例：警告和注意标志

	本警告标志表示不遵守使用要求可能导致死亡、严重人员伤害或财产损失。
	本警告标志表示不遵守使用要求会导致设备、安装的程序或包含的数据损坏。
	该标志表示本用户手册部分章节的附加信息。

警告

本产品必须由经过特别培训的人员安装。

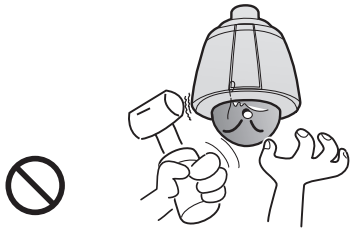

安装本产品需要经验丰富且具备专业技能的人员；试图自行安装本产品可能会导致火灾和/或触电的危险。请联系供应商进行安装。

如果发现摄像机冒烟或不正常的高温，请立即停止使用本产品。



否则可能导致火灾。

请勿将本产品安装在潮湿的环境或可能接触可燃性液体或气体的区域。



这样做可能导致本产品故障、触电或火灾。

请不要将产品安装在结构不稳定的表面。



否则产品可能脱离并摔落。

请勿用湿手触摸电源线。



这样可能会触电。

请勿将本产品安装在暴露在雨水或环境有辐射的位置。

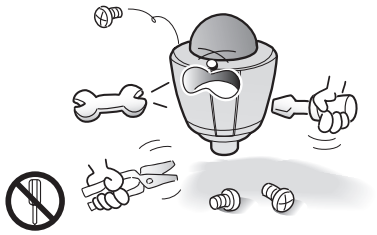

水可能进入产品并导致故障。

注意

请勿将产品安装在可能过热或过冷的地方。



在过热（超过 50º）或过冷（低于 -10º）的环境中使用本产品可能会降低图像质量或引起产品故障。
在较热环境中使用本产品时，请确保为其提供充分通风。

请勿在灯光闪烁的区域安装本产品。



环境光线急剧变化（例如旧荧光灯的闪烁）可能导致产品故障。

请勿摔落本产品，或者强烈撞击或震动本产品。

这样可能损坏产品。

请勿将摄像机正对太阳或其他强光源。



这样可能会严重损坏感光设备 (CCD)。

请勿触摸摄像机镜头。

镜头是摄像机最重要的组件。
避免使用指纹或其他污染物污染镜头。

请勿拆卸本产品或将异物放入本产品。

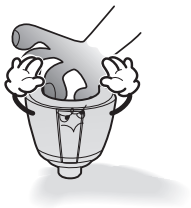

这样做可能会导致产品损坏或引起火灾。

详细警告和注意

- 请避免在高温和潮湿的环境中长时间使用本摄像机。过热可能缩短摄像机组件的寿命。请勿将本摄像机安装或放置在热源附近。
- 物理撞击球型外壳可能损坏摄像机并导致渗水。
- 请勿将摄像机面对阳光或其他强光源。强光（如照明灯）可能导致图像失真（模糊不清），并有可能因摄像机滤光器过热而导致屏幕变色。它还可能造成摄像机内部反射，从而导致工作不正常。
- 请勿摔落摄像机，或者物理撞击或震动摄像机，否则可能导致摄像机严重损坏。
- 当摄像机安装在电线附近时，请确保与电线保持 1 米的距离，或者使用额外的金属管接地以便将摄像机与电源隔离。
- 本摄像机用于安装在天花板上。将其安装在地面或非水平位置可能导致产品故障和寿命缩短。
- 当在户外环境安装时，请使用户外外壳。
- 请避免在以下场所安装和使用本摄像机。
  - 温度超过本摄像机推荐范围的场所。
  - 温度发生急剧变化的位置，例如空调附近。
  - 容易接触到蒸汽、油和易燃物的场所：例如厨房内。
  - 暴露在无线电、X 射线、强电波和电磁波的场所。
  - 暴露在户外空气污染物的场所：例如灰尘和汽车废气。
  - 非常潮湿的场所。
  - 暴露在具有腐蚀性气体的场所：例如，海边。
- 外壳模糊和灰尘可能降低图像和视频的质量。请定期清洁球形外壳和摄像机镜头。
- 请确保仅在摄像机安装完成后取下球形外壳上的塑料包装。
- 本摄像机未装配电源开关。请在安装完成后再插入摄像机电源。
- 主要部件包含一个大门和一个小门。

  大门有一个 24 针接头而小门有一个 4 针接头。因为没有用于产品操作，所以请不要将电缆连接到这些接头。否则可能导致工作不正常。

注意

- 如果更换错误类型的电池可能会有爆炸的风险。请按照**说明**处理用过的电池。（请参阅第 4 页）

出厂默认设置

以下是产品的出厂默认设置。

监控

主菜单	子菜单	默认设置
1 信道显示		开
翻转图像		关
拉伸图像		关
信息		开
保存图像		关
基本模式	分辨率	4CIF
	压缩	H.264/MPEG-4
	帧速率	25
	质量	高
PTZ 模式	PTZ 速度	6
继电器		关

视频设置

主菜单	子菜单				默认设置
视频/音频	视频压缩	H.264/ MPEG-4	4CIF	帧速率	25(PAL) / 30(NTSC)
				质量	高
			CIF	帧速率	25(PAL) / 30(NTSC)
				质量	高
			QCIF	帧速率	25(PAL) / 30(NTSC)
				质量	高
		M-JPEG	4CIF	帧速率	10(PAL) / 10(NTSC)
				质量	高
			CIF	帧速率	10(PAL) / 10(NTSC)
				质量	高
			QCIF	帧速率	10(PAL) / 10(NTSC)
				质量	高

视频/音频	视频类型			
	默认显示流			4CIF
	音频输入			使用
	音频输出			使用
	最大用户连接			10
	麦克风敏感度			低
流	连续 Jpeg 图像传输至 FTP 服务器 (Jpeg CIF)	使用		未使用
		帧速率		1fps
		服务器名称		server_name
		服务器端口		21
		主目录		
		用户 ID		user_id
		用户密码		
	流引擎	服务	RTSP/TCP	未使用
			RTP/UDP	未使用
			RTP/多播连接	未使用
		RTP/多播连接 IP		224.0.1.1
		RTP/多播连接端口		9000
		单播图像分辨率		4CIF
		RTSP 标准端口 (554)		未使用
运动检测		启用		未使用
		敏感度		3
视频分析	启用			未使用
	敏感度			3
	传输时间			3 秒
	重设时间			30 秒
隐私	隐私区域			1
		启用		关
	隐私限制			遥摄限制
		启用		关
摄像机	1. 对焦和变焦	1. 对焦模式		一次拍摄 AF
		2. 变焦轨道	模式	自动
			速度	快
		3. 数字变焦		关
	2. 白平衡	1. 模式		ATW
	3. 曝光	1. 亮度	亮度级别	50
		2. 光圈		自动
		3. 快门		ESC
		4. 低照度感应		自动 X2

出厂默认设置

摄像机	4. 背光	1. 模式		关
	5. AGC	1. 模式		中
	6. SSNR	1. 模式		中
	7. 白天/夜间	1. 模式		彩色
		2. 持续时间		快
		3. 停留时间		05 秒
	8. 图像调整	1. 锐度		开
			锐度级别	20
		2. 颜色	颜色级别	50
	9. 其他	1. 稳定器		关
		2. 球形外壳		户内
	10. P/T 设置	1.按比例P/T		开
		2. 数字翻转		开
		3. 图像保持		关
		4. 开机恢复		开
		5.启用Turbo		开
	11. OSD 设置	1. 摄像机 ID		开
		2. 序列状态		开
		3. PTZ 位置		开
	12. 初始化	1.摄像机默认		
		2.自动刷新		关
	13. 状态			
拍摄	拍摄设置	目标流		4CIF (H.264/MPEG-4)
		警报前		1 秒
		警报后		5 秒
		M-JPEG 拍摄帧速率		不适用
		H.264/ MPEG-4 拍摄选项		1 fps
		覆盖		未使用
		警报消息		使用
重放/备份	重放/备份	事件类型		所有

PTZ

主菜单	子菜单		默认设置
遥摄/倾斜/变焦	PTZ 速度		6
	预设设置	编号	1
		名称	
	顺序设置	模式	摆动
	摆动设置	模式	遥摄摆动
		第一预设	无
		第二预设	无
		速度	64
		DWT	3

配置

主菜单	子菜单			默认设置
网络	界面			LAN
		LAN	IP 地址	192.168.1.100
			网络掩码	255.255.255.0
			网关	192.168.1.1
			DNS1	168.126.63.1
			DNS2	168.126.63.2
	端口	服务端口		80
	DDNS	使用		未使用
		服务器		www.samsungipolis.com
		ID		
		密码		
IP 过滤	IP 过滤	使用		未使用
	默认策略			拒绝
警报传感器	数字输入（传感器）设置	使用	S1	使用
			S2	使用
			S3	使用
			S4	使用
		类型	S1	正常开路
			S2	正常开路
			S3	正常开路
			S4	正常开路

出厂默认设置

警报传感器	数字输出（继电器/警报）设置	继电器(R1)	S1	未使用
			S2	未使用
			S3	未使用
			S4	未使用
			MD	未使用
			VA	未使用
		继电器(R2)	S1	未使用
			S2	未使用
			S3	未使用
			S4	未使用
			MD	未使用
			VA	未使用
		继电器(Dur)		3秒
		顺序（模式）	S1	关
			S2	关
			S3	关
			S4	关
			MD	关
			VA	关
		顺序（编号）	S1	1
			S2	1
			S3	1
			S4	1
			MD	1
			VA	1
		FTP	S1	未使用
			S2	未使用
			S3	未使用
			S4	未使用
			MD	未使用
			VA	未使用
		邮件	S1	未使用
			S2	未使用
			S3	未使用
			S4	未使用
			MD	未使用
			VA	未使用

警报传感器	数字输出（继电器/警报）设置	拍摄	S1	未使用
			S2	未使用
			S3	未使用
			S4	未使用
			MD	未使用
			VA	未使用
	辅助设置	持续时间		未使用
电子邮件/FTP（警报）	FTP 设置	服务器名称		一直
		服务器端口		21
		主目录		/
		用户 ID		使用r_id
		用户密码		
	电子邮件 - 设置	收件人电子邮件地址 1		
		收件人电子邮件地址 2		
		SMTP 服务器名称		
		认证	ID	external_smtp_id
			密码	
		邮件主题		mail_subject
		邮件正文		mail_body

系统

主菜单	子菜单			默认设置
产品信息	型号			SNP-3370TH 或 SNP-3301H
	Mac 地址			
	设备名称			SNP-3370TH 或 SNP-3301H
	信道名称			ch01cam
	位置			位置
	说明			**说明**
	备忘录			备忘录

出厂默认设置

用户	管理员密码更改	键入		
		重新键入		
	访客设置	访客访问		未使用
用户	当前用户	用户名		user1
		密码		user1
		控制级别	视频	使用
			控制	使用
			音频输入	使用
		使用		未使用
		用户名		user2
		密码		user2
		控制级别	视频	使用
			控制	使用
			音频输入	使用
		使用		未使用
		用户名		user3
		密码		user3
		控制级别	视频	使用
			控制	使用
			音频输入	使用
		使用		未使用
		用户名		user4
		密码		user4
		控制级别	视频	使用
			控制	使用
			音频输入	使用
		使用		未使用
		用户名		user5
		密码		user5
		控制级别	视频	使用
			控制	使用
			音频输入	使用
		使用		编号
时间	当前时间			2009-01-01 00:00:00 (+00:00)

时间	时区			(GMT) 格林威治标准时间
		使用夏时制时间		未使用
	时间设置	手动设置	日期	
			时间	
		时间服务器	服务器 1	pool.ntp.org
			服务器 2	asia.pool.ntp.org
			服务器 3	europe.pool.ntp.org
			服务器 4	north-america.pool.ntp.org
			服务器 5	time.nist.gov
日志消息	Syslog	全部		
升级/重新启动	SNP-3370TH 或 SNP-3301H 固件			1.0.0

第 1 章 产品介绍

1.1. 简介

SNP-3370TH/3301H PTZ 网络摄像机采用 H.264, MPEG-4 编码解码器技术以提供高压缩率和高图像质量。这款高级网络摄像机能够通过网络以高帧速率实时传输高质量图像数据。本产品易于安装和使用，只需网络电缆即可安装并将其连接到网络，并且可以随时随地在线对其进行遥控、监视和执行命令。

SNP-3370TH/3301H 37x/30x PTZ 网络摄像机采用我们独有的嵌入式软件解决方案（嵌入式 Web 服务器、嵌入式流服务器和网络协议），它可通过各种 Internet 集成服务保证最佳的性能和稳定性。

1.2. 功能

带自动对焦功能的 37x/30x 变焦镜头

内置 37 倍/33 倍光学变焦镜头，搭配 12 倍数字变焦自动对焦功能，提供最大 444 倍/360 倍变焦能力。

高数据压缩率

基于 H.264, MPEG-4 高数据压缩率，本摄像机可以提供相对较高的数据传输率；图像可通过网络以高帧速率传输。

大范围自动安全功能

- 单独预设模式
  为达到最优化的视频质量，可以在摄像机 OSD 中为每种预设保存最多 7 个不同的控制选项。
- 图像保持
  当在预设之间移动时，摄像机可以保持图像状态，这有助于缓解屏幕监控者的视觉疲劳。
- PTZ 轨道
  可以保存并重放多达 4 种自定义网络模式。
- 自动摆动
  可以命令摄像机在 2 个位置之间重复执行遥摄或倾斜操作。
- 组监控
  摄像机可以按照选择的顺序同时监控最多 255 个预设位置。
- 浏览搜索
  使用 Tour Search（浏览搜索）功能可以同时调用最多 6 个组以调用和监控编程到该组的预设。

智能 P/T

遥摄和倾斜速度补偿选项即使在摄像机放大目标时也可进行精细的手动控制。

白天和夜间技术

凭借白天和夜间切换及基于 ICR（日夜切换）方式的 Sens-Up（低照度感应）功能，本摄像机无论在白天还是夜间都能提供高质量的图像。

※Sens-Up（低照度感应）功能通过电子方式延长摄像机的曝光时间，从而提高 CCD 的敏感度。

※白天和夜间功能使您能够根据光线情况在彩色和黑白模式之间进行选择。

预设位置保存和加载

随时可设置和加载高达 255 个预设位置。

数字翻转

使用网页或 Web Viewer 中的 Digital Flip （数字翻转）选项监控摄像机下放的移动物体。无需将屏幕从顶部翻转到底部或从左侧翻转到右侧即可轻松地进行监控。

区域变焦

区域变焦使操作人员能够通过在屏幕上画框的方式放大特定现场。通过鼠标很容易使用该选项。
在区域变焦模式中，可以使用一次鼠标单击控制 PTZ 操作。

实时多信道多编码

本摄像机可同时使用两种不同的编码解码器（H.264/MPEG-4 和 JPEG）以不同的分辨率（4CIF、CIF、QCIF）编码图像并可实时传输图像。

用于本地存储的 SD 存储卡插槽

SD 存储卡可用于存储事件数据。

隐私保护

您可以根据需要遮蔽屏幕上最多 8 个特定区域以保护隐私。

支持 RTSP、RTP/UDP、RTP/多播

警报选项

本摄像机的运动检测与各种警报选项集成；您可以将其设置为通过 FTP 或电子邮件传输静止图像，或者在检测到运动时将图像存储到 SD 存储卡。

双向音频

音频数据可实时双向传输

支持 RS-485

本摄像机支持 RS 485/RS 422 长距离通信协议，以便通过我们的控制器和 DVR 进行遥控。

支持模拟输出

为增强安装的便利性，本摄像机支持模拟输出。

第 2 章 部件名称和功能

2.1. 包装内容

❶

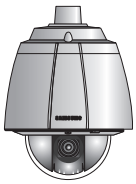

❶ 摄像机机身

❷

❷ 网络查看器/IP
安装和用户手册 DVD

❸

❸ 用户指南

* 附件
以下附件单独出售。

托架

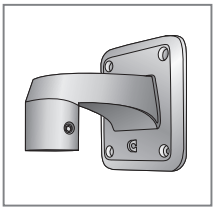

STB-300PW
墙上支架

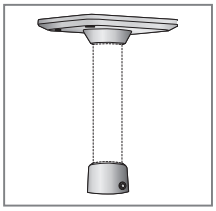

STB-300PP
天花板安装适配器
* 未提供天花板支架
(STB-300PP) 管道

STB-355PPM
墙安装适配器



STB-270B
设置框

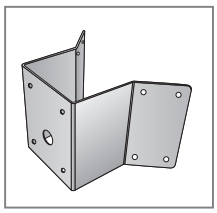

STB-340PCM
落安装适配器

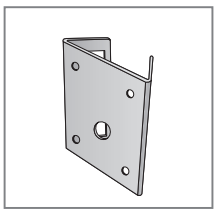

STB-330PPM
柱式安装适配器

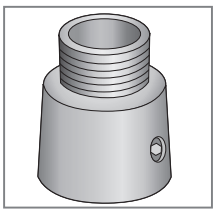

STB-40PF
悬挂耦合

2.2. 摄像机主体

正面

侧面

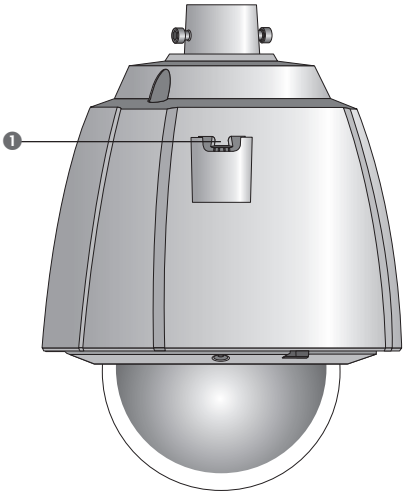

底部

❶ 安全线缆吊钩
❷ SW2：通信开关
❸ SW1：ID 开关

* 有关配置这些开关的**说明**，请参阅第 26 页：3.2 DIP 开关设置。

• SD CARD

1. 通过使用起子逆时针旋转松开 4 颗螺钉，并分开圆顶盖。

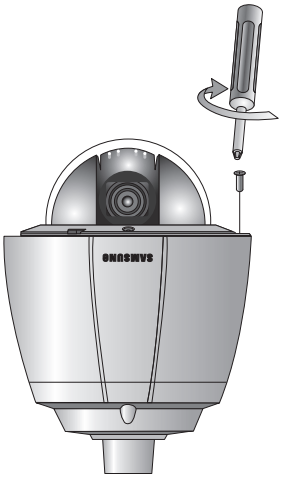

2. 请按图中所示箭头方向推 SD 内存卡。

Caution

• 请勿在 SD 内存卡翻转时用力插入。 否则，可能会损坏 SD 内存卡。

- 重置摄像机

通过按重置按钮，可以将摄像机的所有区域重置为出厂默认值。

1. 揭开摄像机的圆顶盖。
2. 按住该按钮 5 秒以上。

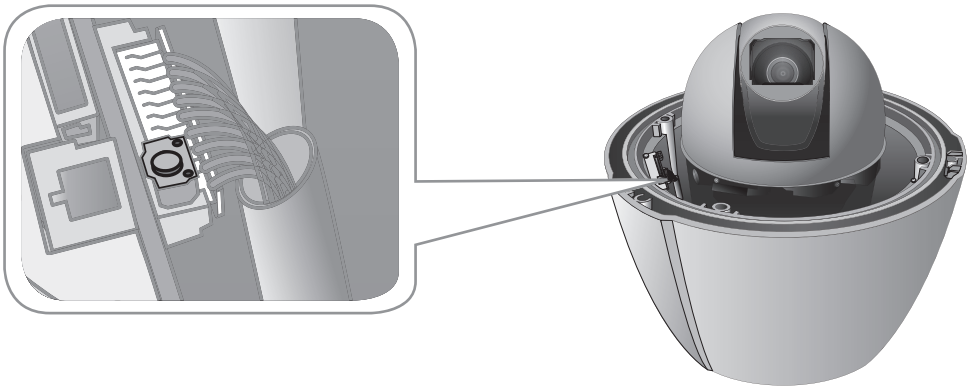

第 2 章 部件名称和功能

2.3. 摄像机布线接口板

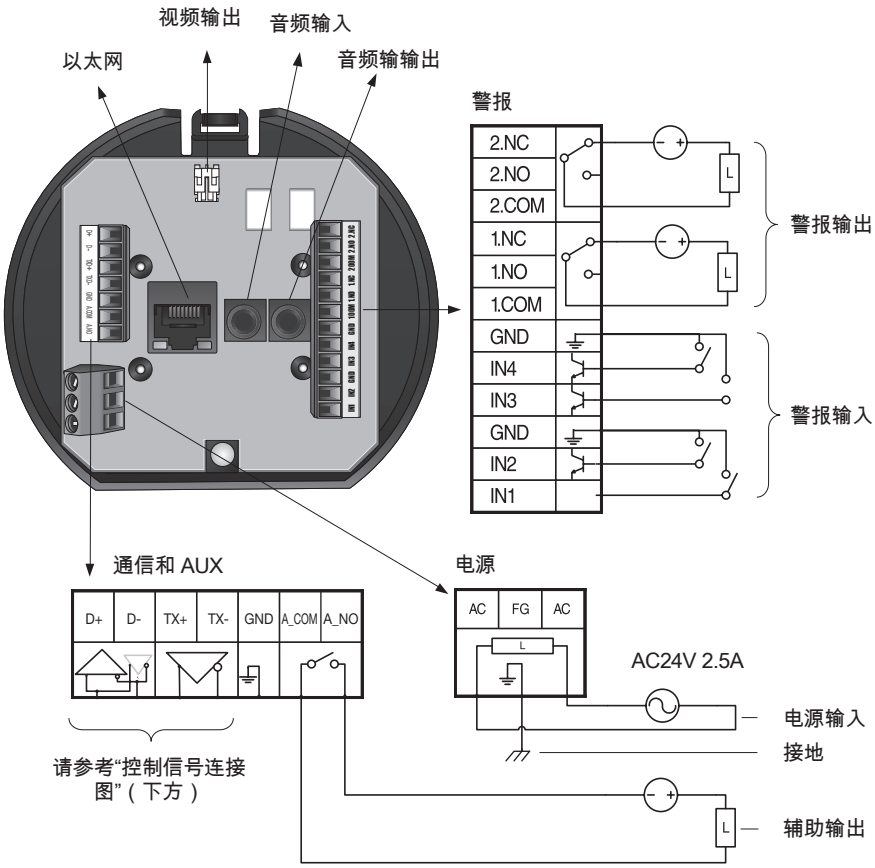

控制信号连接

· RS485 通信

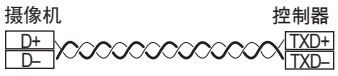

· RS422 通信



注意

- 警报和 AUX 输出的最大电容为 30VDC/2A、125VAC/0.5A 和 250VAC/0.25A。
- 要连接超过摄像机能力的产品，请使用附加中继设备。
- 错误地将电源接头和 GND 连接到 NC/NO 和 COM 端口会导致短路从而可能引发火灾，并损坏摄像机。

第 3 章 安装摄像机和网络设置

3.1. PTZ 球形摄像机和附件布线图

连接到 NVR

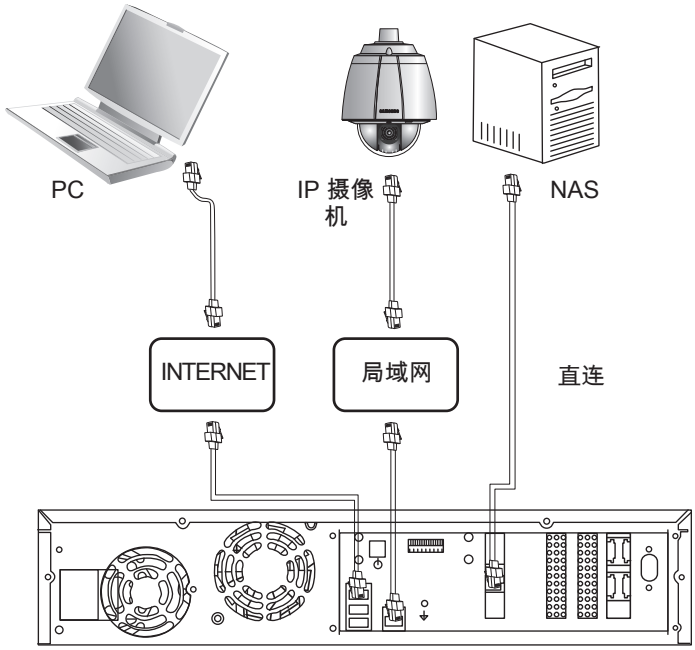

直接连接到 控制器

· RS-485:

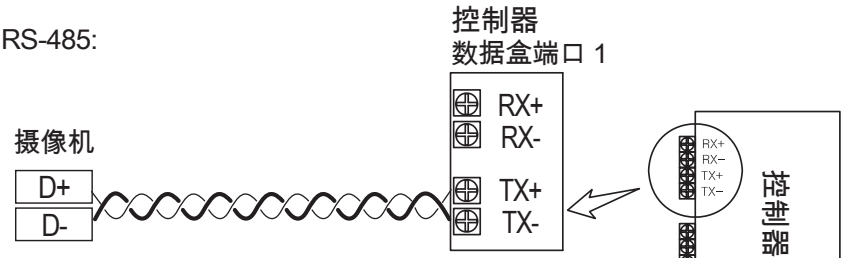

· RS-422:

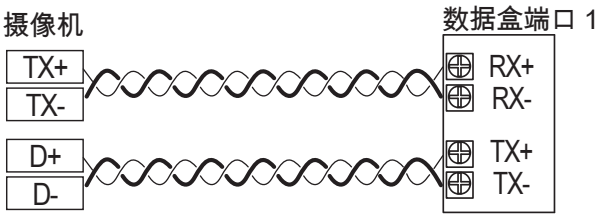

3.2. 通信协议 DIP 开关设置 (SW2)

SW2

SW2 引脚编号	用途
1~4	协议设置
5~6	波特率设置
7	传输方法设置
8	响应模式设置
9	TBD
10~11	终端设置
12	TBD

• 协议设置

选择摄像机的通信协议

No	Protocol	SW2-#1	SW2-#2	SW2-#3	SW2-#4
1	SAMSUNG-T	OFF	OFF	OFF	OFF
2	Pelco-D	OFF	OFF	OFF	ON
3	Pelco-P	OFF	OFF	ON	OFF
4	SAMSUNG-E	OFF	OFF	ON	ON
5	Panasonic	OFF	ON	OFF	OFF
6	Vicon	OFF	ON	OFF	ON
7	Honeywell	OFF	ON	ON	OFF
8	AD	OFF	ON	ON	ON
9	Reserved	ON	OFF	OFF	OFF
10	Reserved	ON	OFF	OFF	ON
11	Reserved	ON	OFF	ON	OFF
12	Reserved	ON	OFF	ON	ON
13	Reserved	ON	ON	OFF	OFF
14	Reserved	ON	ON	OFF	ON
15	Reserved	ON	ON	ON	OFF
16	Reserved	ON	ON	ON	ON

• 波特率设置

选择所选通信协议的传输速度。

No.	波特率 (BPS)	SW2-#5	SW2-#6
1	2,400	ON	ON
2	4,800	ON	OFF
3	9,600	OFF	OFF
4	19,200	OFF	ON

• 通信方法设置

选择摄像机的通信方法。

	Function	ON	OFF
SW2- #7	Transfer Mode Switch	RS-422(4Wire)	RS-485(2Wire)

• 通信响应设置

选择摄像机和控制器的通信响应方法： 响应或无响应。

	Function	ON	OFF
SW2- #8	Response Mode Switch	Response	No Response

• 终端设置

为了防止摄像机和控制器之间的通信信号减弱，必须通过终端设置来设置线路末端的项目。

Camera Input Position	SW2- #10	SW2- #11
Termination of Longest Path	ON	ON
On the Path	OFF	OFF

* 提供此型号时，所有 DIP 开关的出厂默认值都设置为 OFF（关）。
表格中默认设置都加了阴影。

3.3. 摄像机 ID DIP 开关设置 (SW1)

要设置摄像机 ID，请参阅下面的“**摄像机 ID 图**”。

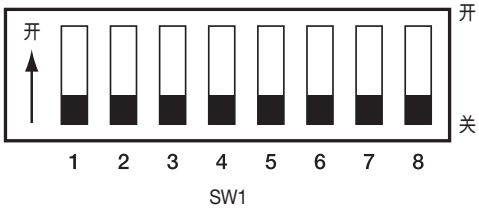

通信协议 DIP 开关 (SW2)

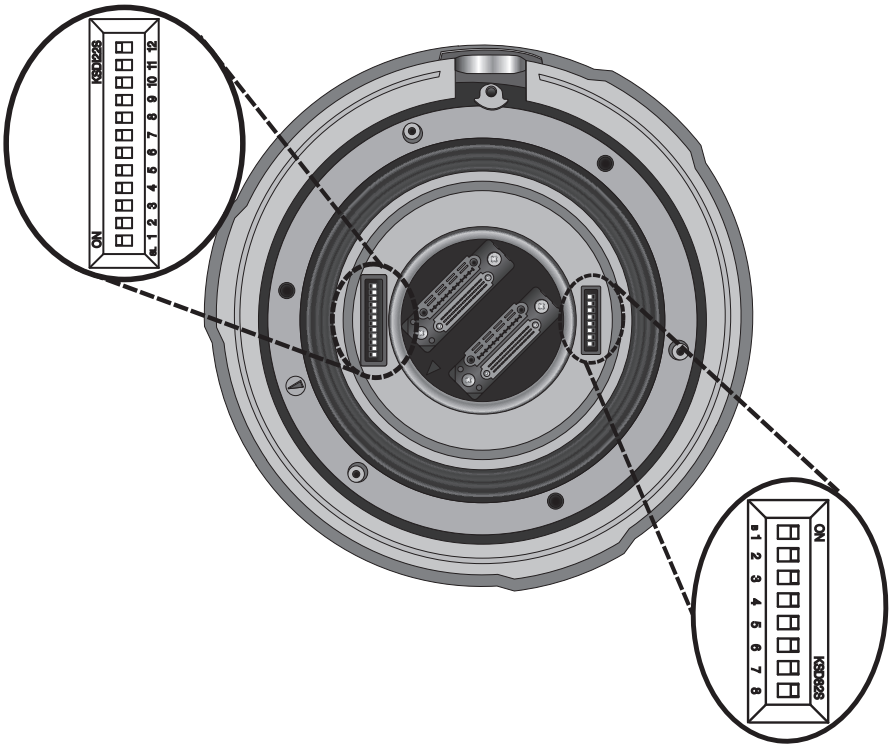

摄像机 ID DIP 开关 (SW1)

• 摄像机 ID 图

ID	SW4-#1	SW4-#2	SW4-#3	SW4-#4	SW5-#1	SW5-#2	SW5-#3	SW5-#4
1	开/关	关	关	关	关	关	关	关
2	关	开	关	关	关	关	关	关
3	开	开	关	关	关	关	关	关
4	关	关	开	关	关	关	关	关
5	开	关	开	关	关	关	关	关
6	关	开	开	关	关	关	关	关
7	开	开	开	关	关	关	关	关
8	关	关	关	开	关	关	关	关
9	开	关	关	开	关	关	关	关
10	关	开	关	开	关	关	关	关
11	开	开	关	开	关	关	关	关
12	关	关	开	开	关	关	关	关
13	开	关	开	开	关	关	关	关
14	关	开	开	开	关	关	关	关
15	开	开	开	开	关	关	关	关
16	关	关	关	关	开	关	关	关
17	开	关	关	关	开	关	关	关
18	关	开	关	关	开	关	关	关
19	开	开	关	关	开	关	关	关
20	关	关	开	关	开	关	关	关
21	开	关	开	关	开	关	关	关
22	关	开	开	关	开	关	关	关
23	开	开	开	关	开	关	关	关
24	关	关	关	开	开	关	关	关
25	开	关	关	开	开	关	关	关
26	关	开	关	开	开	关	关	关
27	开	开	关	开	开	关	关	关
28	关	关	开	开	开	关	关	关
29	开	关	开	开	开	关	关	关
30	关	开	开	开	开	关	关	关
31	开	开	开	开	开	关	关	关
32	关	关	关	关	关	开	关	关
33	开	关	关	关	关	开	关	关
34	关	开	关	关	关	开	关	关
35	开	开	关	关	关	开	关	关
36	关	关	开	关	关	开	关	关
37	开	关	开	关	关	开	关	关
38	关	开	开	关	关	开	关	关
39	开	开	开	关	关	开	关	关
40	关	关	关	开	关	开	关	关
41	开	关	关	开	关	开	关	关

ID	SW4-#1	SW4-#2	SW4-#3	SW4-#4	SW5-#1	SW5-#2	SW5-#3	SW5-#4
42	关	开	关	开	关	开	关	关
43	开	开	关	开	关	开	关	关
44	关	关	开	开	关	开	关	关
45	开	关	开	开	关	开	关	关
46	关	开	开	开	关	开	关	关
47	开	开	开	开	关	开	关	关
48	关	关	关	关	开	开	关	关
49	开	关	关	关	开	开	关	关
50	关	开	关	关	开	开	关	关
51	开	开	关	关	开	开	关	关
52	关	关	开	关	开	开	关	关
53	开	关	开	关	开	开	关	关
54	关	开	开	关	开	开	关	关
55	开	开	开	关	开	开	关	关
56	关	关	关	开	开	开	关	关
57	开	关	关	开	开	开	关	关
58	关	开	关	开	开	开	关	关
59	开	开	关	开	开	开	关	关
60	关	关	开	开	开	开	关	关
61	开	关	开	开	开	开	关	关
62	关	开	开	开	开	开	关	关
63	开	开	开	开	开	开	关	关
64	关	关	关	关	关	关	开	关
65	开	关	关	关	关	关	开	关
66	关	开	关	关	关	关	开	关
67	开	开	关	关	关	关	开	关
68	关	关	开	关	关	关	开	关
69	开	关	开	关	关	关	开	关
70	关	开	开	关	关	关	开	关
71	开	开	开	关	关	关	开	关
72	关	关	关	开	关	关	开	关
73	开	关	关	开	关	关	开	关
74	关	开	关	开	关	关	开	关
75	开	开	关	开	关	关	开	关
76	关	关	开	开	关	关	开	关
77	开	关	开	开	关	关	开	关
78	关	开	开	开	关	关	开	关
79	开	开	开	开	关	关	开	关
80	关	关	关	关	开	关	开	关
81	开	关	关	关	开	关	开	关
82	关	开	关	关	开	关	开	关
83	开	开	关	关	开	关	开	关
84	关	关	开	关	开	关	开	关

ID	SW4-#1	SW4-#2	SW4-#3	SW4-#4	SW5-#1	SW5-#2	SW5-#3	SW5-#4
85	开	关	开	关	开	关	开	关
86	关	开	开	关	开	关	开	关
87	开	开	开	关	开	关	开	关
88	关	关	关	开	开	关	开	关
89	开	关	关	开	开	关	开	关
90	关	开	关	开	开	关	开	关
91	开	开	关	开	开	关	开	关
92	关	关	开	开	开	关	开	关
93	开	关	开	开	开	关	开	关
94	关	开	开	开	开	关	开	关
95	开	开	开	开	开	关	开	关
96	关	关	关	关	关	开	开	关
97	开	关	关	关	关	开	开	关
98	关	开	关	关	关	开	开	关
99	开	开	关	关	关	开	开	关
100	关	关	开	关	关	开	开	关
101	开	关	开	关	关	开	开	关
102	关	开	开	关	关	开	开	关
103	开	开	开	关	关	开	开	关
104	关	关	关	开	关	开	开	关
105	开	关	关	开	关	开	开	关
106	关	开	关	开	关	开	开	关
107	开	开	关	开	关	开	开	关
108	关	关	开	开	关	开	开	关
109	开	关	开	开	关	开	开	关
110	关	开	开	开	关	开	开	关
111	开	开	开	开	关	开	开	关
112	关	关	关	关	开	开	开	关
113	开	关	关	关	开	开	开	关
114	关	开	关	关	开	开	开	关
115	开	开	关	关	开	开	开	关
116	关	关	开	关	开	开	开	关
117	开	关	开	关	开	开	开	关
118	关	开	开	关	开	开	开	关
119	开	开	开	关	开	开	开	关
120	关	关	关	开	开	开	开	关
121	开	关	关	开	开	开	开	关
122	关	开	关	开	开	开	开	关
123	开	开	关	开	开	开	开	关
124	关	关	开	开	开	开	开	关
125	开	关	开	开	开	开	开	关
126	关	开	开	开	开	开	开	关
127	开	开	开	开	开	开	开	关

ID	SW4-#1	SW4-#2	SW4-#3	SW4-#4	SW5-#1	SW5-#2	SW5-#3	SW5-#4
128	关	关	关	关	关	关	关	开
129	开	关	关	关	关	关	关	开
130	关	开	关	关	关	关	关	开
131	开	开	关	关	关	关	关	开
132	关	关	开	关	关	关	关	开
133	开	关	开	关	关	关	关	开
134	关	开	开	关	关	关	关	开
135	开	开	开	关	关	关	关	开
136	关	关	关	开	关	关	关	开
137	开	关	关	开	关	关	关	开
138	关	开	关	开	关	关	关	开
139	开	开	关	开	关	关	关	开
140	关	关	开	开	关	关	关	开
141	开	关	开	开	关	关	关	开
142	关	开	开	开	关	关	关	开
143	开	开	开	开	关	关	关	开
144	关	关	关	关	开	关	关	开
145	开	关	关	关	开	关	关	开
146	关	开	关	关	开	关	关	开
147	开	开	关	关	开	关	关	开
148	关	关	开	关	开	关	关	开
149	开	关	开	关	开	关	关	开
150	关	开	开	关	开	关	关	开
151	开	开	开	关	开	关	关	开
152	关	关	关	开	开	关	关	开
153	开	关	关	开	开	关	关	开
154	关	开	关	开	开	关	关	开
155	开	开	关	开	开	关	关	开
156	关	关	开	开	开	关	关	开
157	开	关	开	开	开	关	关	开
158	关	开	开	开	开	关	关	开
159	开	开	开	开	开	关	关	开
160	关	关	关	关	关	开	关	开
161	开	关	关	关	关	开	关	开
162	关	开	关	关	关	开	关	开
163	开	开	关	关	关	开	关	开
164	关	关	开	关	关	开	关	开
165	开	关	开	关	关	开	关	开
166	关	开	开	关	关	开	关	开
167	开	开	开	关	关	开	关	开
168	关	关	关	开	关	开	关	开
169	开	关	关	开	关	开	关	开
170	关	开	关	开	关	开	关	开

ID	SW4-#1	SW4-#2	SW4-#3	SW4-#4	SW5-#1	SW5-#2	SW5-#3	SW5-#4
171	开	开	关	开	关	开	关	开
172	关	关	开	开	关	开	关	开
173	开	关	开	开	关	开	关	开
174	关	开	开	开	关	开	关	开
175	开	开	开	开	关	开	关	开
176	关	关	关	关	开	开	关	开
177	开	关	关	关	开	开	关	开
178	关	开	关	关	开	开	关	开
179	开	开	关	关	开	开	关	开
180	关	关	开	关	开	开	关	开
181	开	关	开	关	开	开	关	开
182	关	开	开	关	开	开	关	开
183	开	开	开	关	开	开	关	开
184	关	关	关	开	开	开	关	开
185	开	关	关	开	开	开	关	开
186	关	开	关	开	开	开	关	开
187	开	开	关	开	开	开	关	开
188	关	关	开	开	开	开	关	开
189	开	关	开	开	开	开	关	开
190	关	开	开	开	开	开	关	开
191	开	开	开	开	开	开	关	开
192	关	关	关	关	关	关	开	开
193	开	关	关	关	关	关	开	开
194	关	开	关	关	关	关	开	开
195	开	开	关	关	关	关	开	开
196	关	关	开	关	关	关	开	开
197	开	关	开	关	关	关	开	开
198	关	开	开	关	关	关	开	开
199	开	开	开	关	关	关	开	开
200	关	关	关	开	关	关	开	开
201	开	关	关	开	关	关	开	开
202	关	开	关	开	关	关	开	开
203	开	开	关	开	关	关	开	开
204	关	关	开	开	关	关	开	开
205	开	关	开	开	关	关	开	开
206	关	开	开	开	关	关	开	开
207	开	开	开	开	关	关	开	开
208	关	关	关	关	开	关	开	开
209	开	关	关	关	开	关	开	开
210	关	开	关	关	开	关	开	开
211	开	开	关	关	开	关	开	开
212	关	关	开	关	开	关	开	开
213	开	关	开	关	开	关	开	开

ID	SW4-#1	SW4-#2	SW4-#3	SW4-#4	SW5-#1	SW5-#2	SW5-#3	SW5-#4
214	关	开	开	关	开	关	开	开
215	开	开	开	关	开	关	开	开
216	关	关	关	开	开	关	开	开
217	开	关	关	开	开	关	开	开
218	关	开	关	开	开	关	开	开
219	开	开	关	开	开	关	开	开
220	关	关	开	开	开	关	开	开
221	开	关	开	开	开	关	开	开
222	关	开	开	开	开	关	开	开
223	开	开	开	开	开	关	开	开
224	关	关	关	关	关	开	开	开
225	开	关	关	关	关	开	开	开
226	关	开	关	关	关	开	开	开
227	开	开	关	关	关	开	开	开
228	关	关	开	关	关	开	开	开
229	开	关	开	关	关	开	开	开
230	关	开	开	关	关	开	开	开
231	开	开	开	关	关	开	开	开
232	关	关	关	开	关	开	开	开
233	开	关	关	开	关	开	开	开
234	关	开	关	开	关	开	开	开
235	开	开	关	开	关	开	开	开
236	关	关	开	开	关	开	开	开
237	开	关	开	开	关	开	开	开
238	关	开	开	开	关	开	开	开
239	开	开	开	开	关	开	开	开
240	关	关	关	关	开	开	开	开
241	开	关	关	关	开	开	开	开
242	关	开	关	关	开	开	开	开
243	开	开	关	关	开	开	开	开
244	关	关	开	关	开	开	开	开
245	开	关	开	关	开	开	开	开
246	关	开	开	关	开	开	开	开
247	开	开	开	关	开	开	开	开
248	关	关	关	开	开	开	开	开
249	开	关	关	开	开	开	开	开
250	关	开	关	开	开	开	开	开
251	开	开	关	开	开	开	开	开
252	关	关	开	开	开	开	开	开
253	开	关	开	开	开	开	开	开
254	关	开	开	开	开	开	开	开
255	开	开	开	开	开	开	开	开

3.4. 准备适配器和线缆

- 电源适配器

SNP-3370TH/3301H 使用 AC24V 2.5A 电源适配器供电。

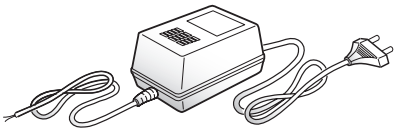

请将电源适配器插入电源插座中。

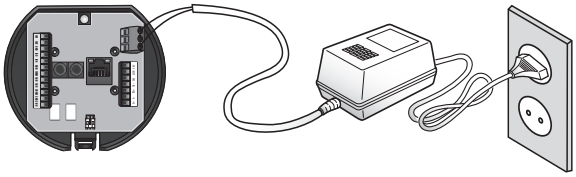

图 3-1 铜线在 [20° (68°)] 时的电阻

铜线规格 (AWG)	#24(0.22°)	#22(0.33°)	#20(0.52°)	#18(0.83°)
电阻 (Ω/m)	0.078	0.050	0.030	0.018
电势差 (V/m)	0.028	0.018	0.011	0.06

- 如图 3-1 所示，根据铜线的长度可能会出现电势差：过长的适配器电缆可能降低摄像机的性能。

※ 摄像机工作电压：AC 24V±10%

※ 上图中的电势差可能根据铜线的类型及其制造商而有所不同。

- 通信电缆

为了使摄像机能够与控制器进行通信，需要使用 RS-485/422 通信线缆。

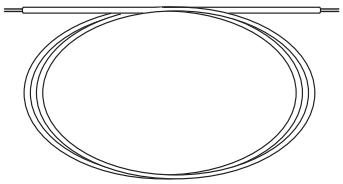

注意

- 推荐使用 30m 或更短长度进行连接。

* 本摄像机不随付通信线缆。

第 3 章 安装摄像机和网络设置

3.5. 连接监视器

将电缆连接到摄像机的后端视频输出端子和监视器的视频输入端子。



37x/30x PTZ 网络摄像机
SNP-3370TH/3301H

监视器

- 布线方式会根据监视器的类型和外部设备而变化；请参阅每台设备的用户手册。
- 请确保连接时关闭监视器和摄像机。

注意

- 本产品是通过网络传输视频的网络摄像机；视频输出端子用于在安装时设置摄像机图像范围。
- 为监控目的而使用该端子可能会导致如视频质量降低等问题。

3.6. 准备和安装摄像机托架

有关托架和外壳的安装**说明**，请参阅随托架和外壳提供的安装手册。

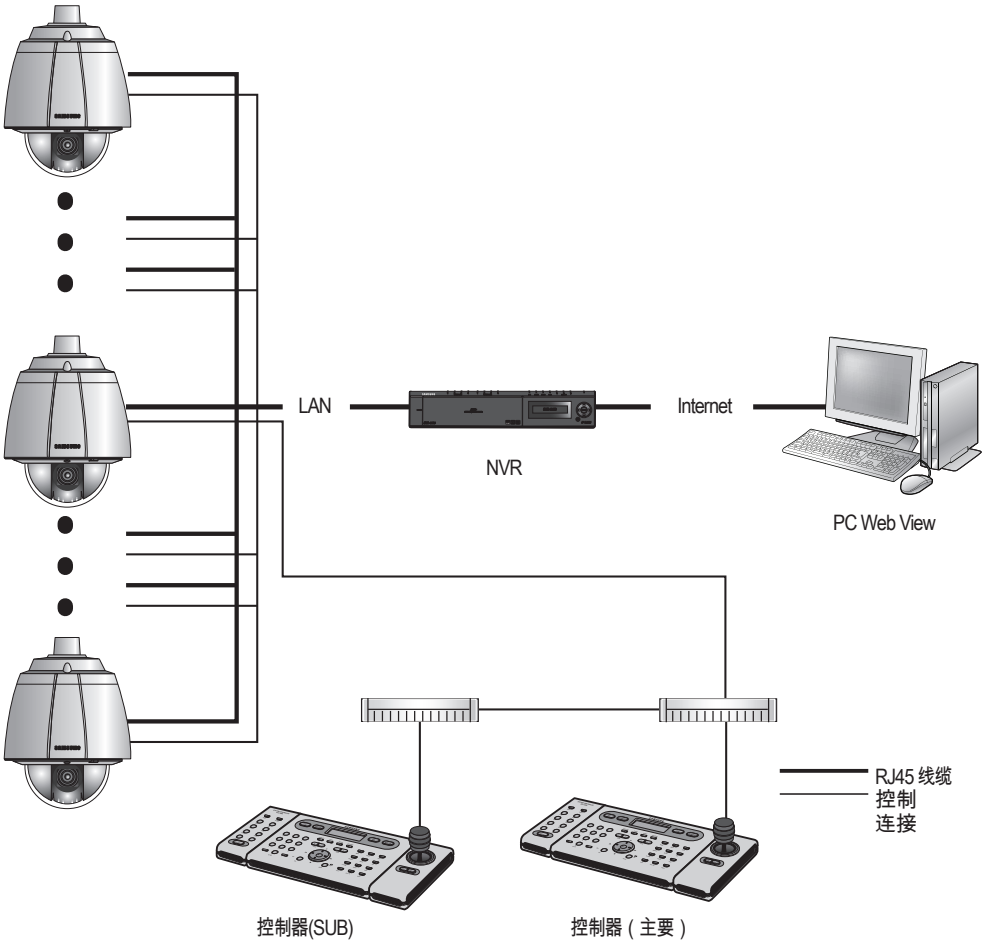

3.7. 支架类型的安装建议

要将摄像机安装在墙上或天花板上，请购买和使用额外的墙上安装适配器：
用于墙壁的 STB-300PW、用于天花板的 STB-300PP 或用于胸墙的 STB-355PPM
有关更详细的**说明**，请参阅支架的用户手册。

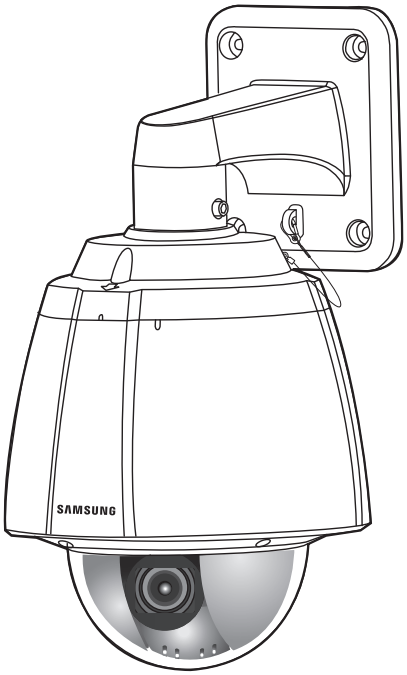

墙上支架 (STB-300PW)

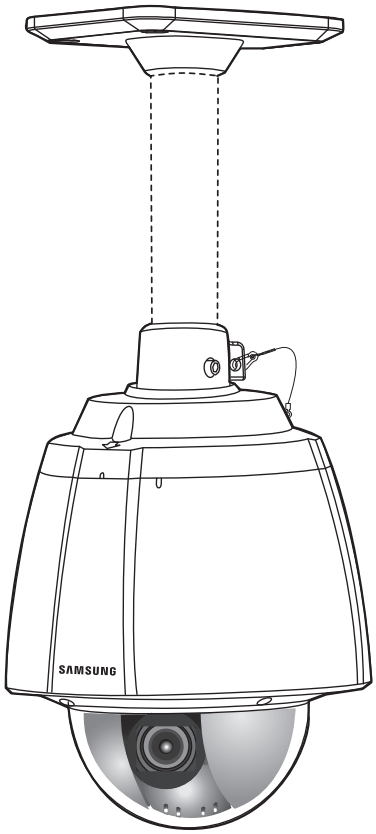

天花板安装适配器 (STB-300PP)

注意

- 在安装完成之前，不要将摄像机连接到电源插座。在安装期间供电可能会导致火灾或损坏产品。

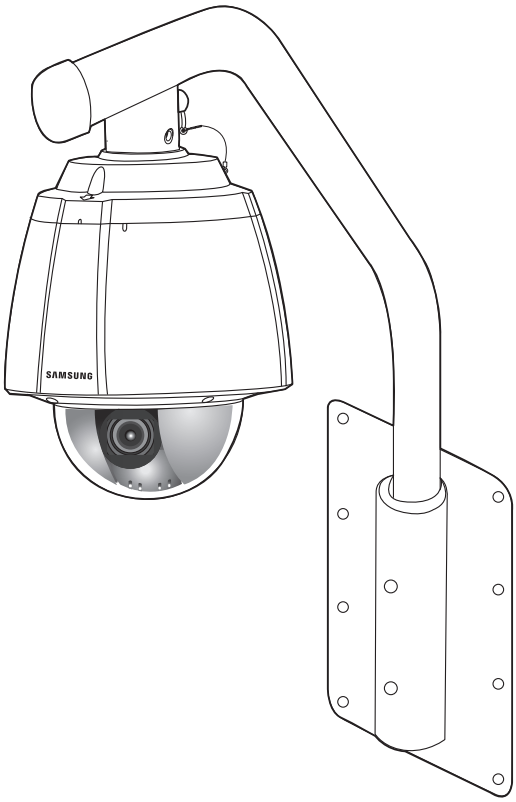

胸墙安装适配器 (STB-355PPM)

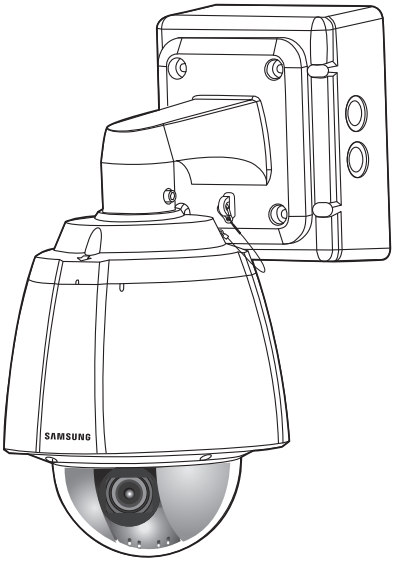

设置框 (STB-270B)

第 3 章 安装摄像机和网络设置

墙上安装类型安装示例

• 如何设置安装基座

1. 打开铰接的门

如下图所示，
轻按然后提起安装基座
底部铰接的门的手柄。

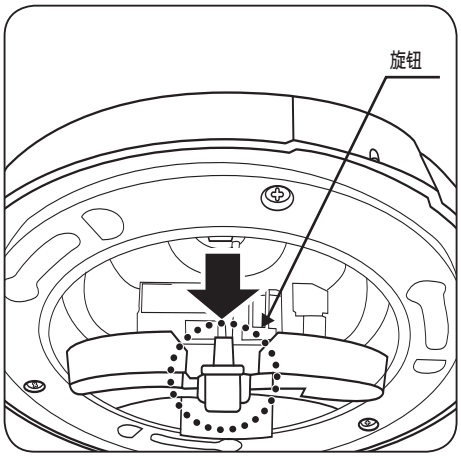

2. 连接端子线

将每条线连接至相关的接线端子。
有关更详细的**说明**，请参阅第 16 页上的“**摄像机接线接口板**”。
连接完所有线之后，
请关闭铰接的门。

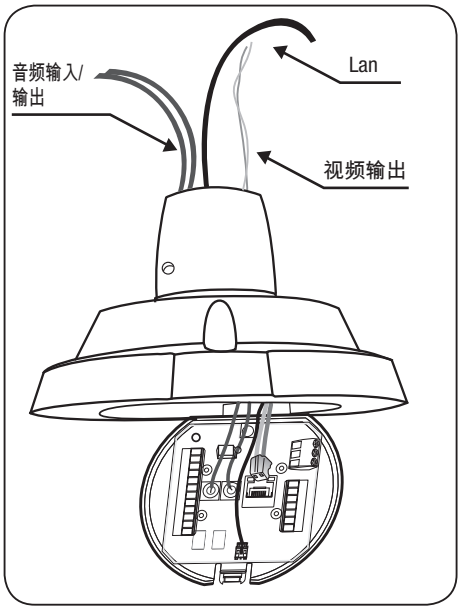

注意

• 确保先将摄像机的安全索钩住安装适配器，然后开始工作。
否则，跌落的摄像机可能让您受到严重伤害。

• 将安装基座固定到支架

1. 装配支架和安装基座

   按螺钉方向装配安装基座和支架。
   确保保持安装方向导轨在前面。

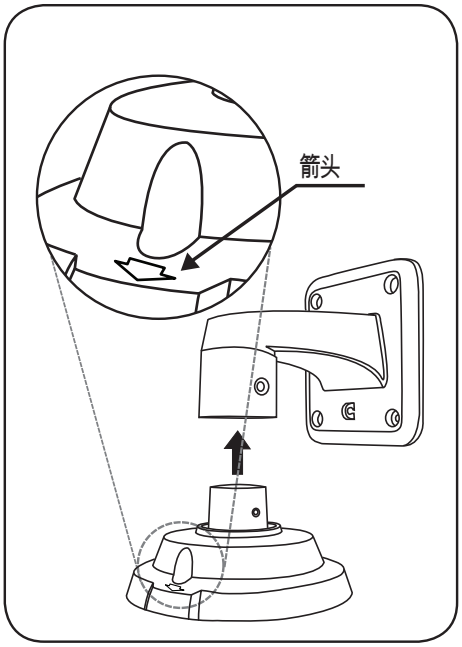

2. 固定支架和安装基座

   使用 2 颗六角螺钉，
   固定已装配的支架和安装基座。

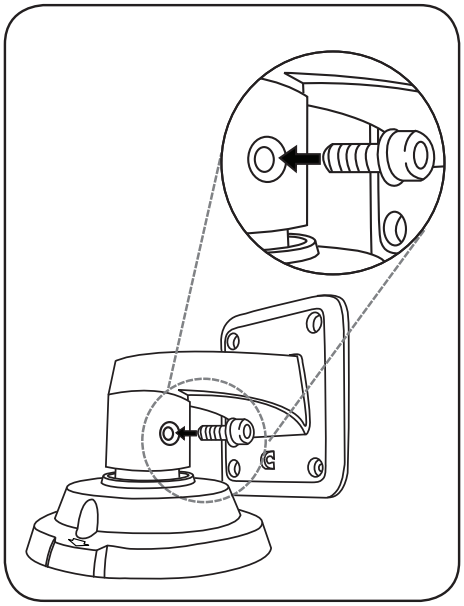

• 固定摄像机

1. 装配摄像机和安装基座

   通过对准安装方向导轨
   装配安装基座和摄像机。

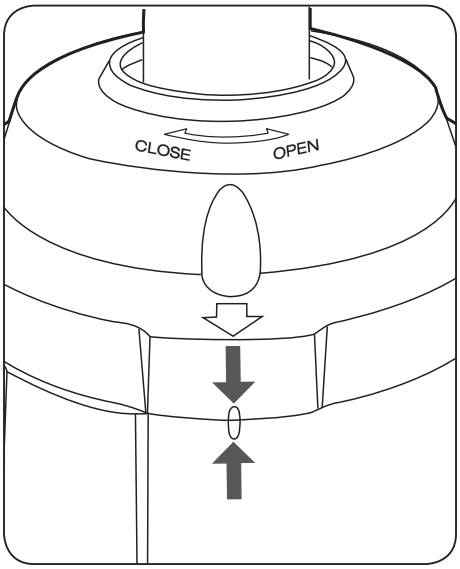

2. 固定摄像机

   逆时针旋转摄像机框架，
   直到摄像机框架上的突起部分
   与安装基座完美匹配。

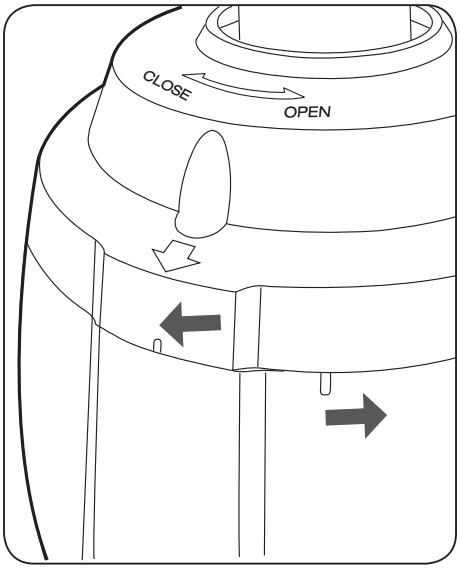

• 固定摄像机和连接安全索

1. 固定摄像机和安装基座
   如下图所示，
   使用3颗六角螺钉固定安装基座和摄像机。

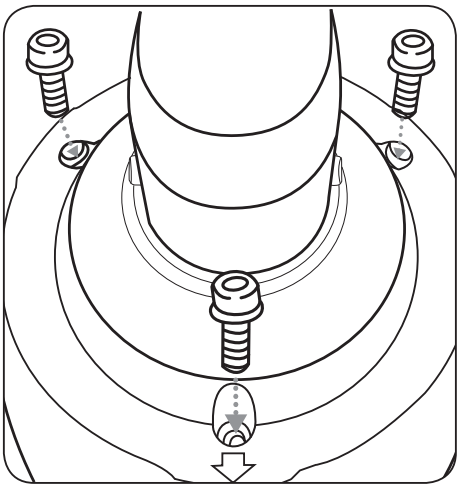

2. 连接安全索

   将摄像机背面的安全索钩住支架上的环。

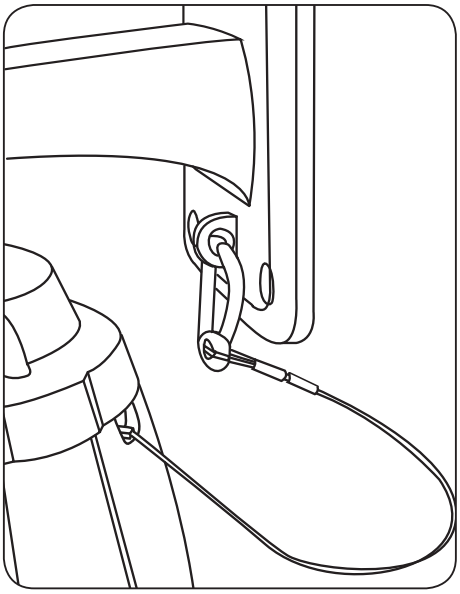

3.8. 通过 IP Installer 进行网络配置和连接

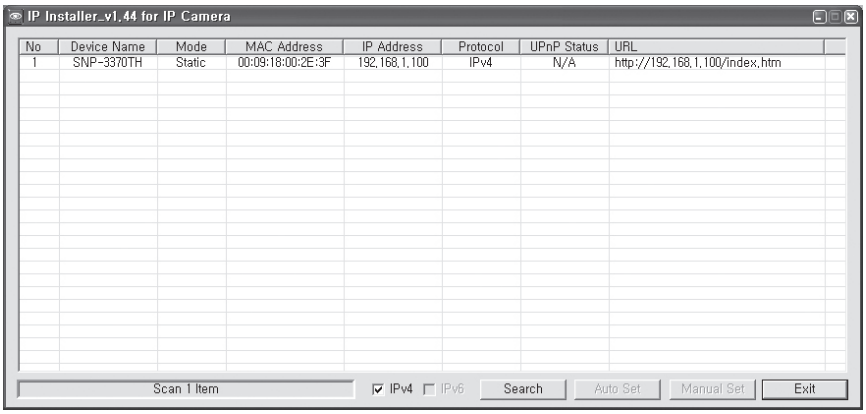

项目	说明
Device Name	已连接摄像机的型号名称。 单击此列可以按型号名称对列表进行排序。 但是，如果在搜索时单击将会停止搜索。
Mode	对当前网络连接状态显示 <Static> 或 <Dynamic>。
MAC(Ethernet) Address	已连接摄像机的以太网地址。 单击此列可以按以太网对列表进行排序。 但是，如果在搜索时单击将会停止搜索。
IP Address	IP 地址。 单击此列可以按 IP 地址对列表进行排序。 但是，如果在搜索时单击将会停止搜索。 出厂默认设置为“192.168 .1.100”。
Protocol	摄像机的网络设置。 出厂默认设置为“IPv4”。 使用 IPv6 设置的摄像机将显示“IPv6”。
UPnP Status	此功能当前不可用。

项目	说明
URL	DDNS URL 地址可以从外部互联网访问。 但是，如果 DDNS 注册失败，此按钮将被摄像机的 **<IP Address>** 代替。
IPv4	扫描使用 IPv4 设置的摄像机。
IPv6	扫描使用 IPv6 设置的摄像机。
Search	扫描当前连接到网络的摄像机。 但是，如果没有选取 IPv4 也没有选取 IPv6，该按钮将呈灰色。
Auto Set	IP Installer 自动配置网络设置。
Manual Set	您应该手动配置网络设置。
Exit	退出 IP Installer 程序。

注意

- 使用 IP Installer 版本 1.44 或更高版本。

静态 IP 设置

• 手动网络设置

运行 **<IP Installer_v 1.44.exe>** 以显示摄像机搜索列表。
在初始启动时，**[Auto Set]** 和 **[Manual Set]** 将呈灰色。

注意

- 对于以 IPv6 设置为基础的摄像机，这些按钮将呈灰色，因为摄像机不支持此功能。

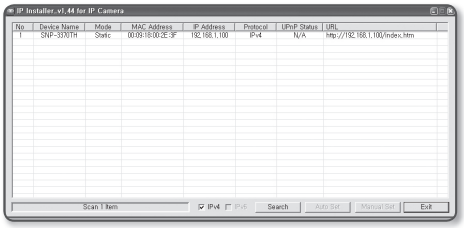

1. 从搜索列表中选择一个摄像机。
   找到摄像机后面标签上的 MAC（以太网）地址。
   将激活 **[Auto Set]** 和 **[Manual Set]** 按钮。
2. 单击 **[Manual Set]**。
   Manual Setting 对话框将会出现。
   将显示摄像机的 **<IP Address>**、**<Subnet Mask>**、**<Gateway>**、**<HTTP Port>** 和 **<VNP Port>** 默认值。默认 **<Password>** 为“**4321**”

3. 在 <Address>
窗格中，提供必需的信息。
MAC (Ethernet)
Address：将自动设置适用摄像机的 MAC（以太网）地址，
因此您无需手动输入。

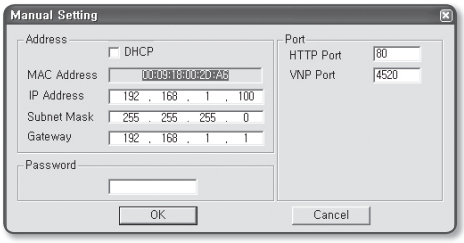

• 如果使用 IP 路由器

IP Address：输入 IP 路由器提供的 IP 范围内的地址。
例) 192.168.1.2~254,
192.168.0.2~254,
192.168.XXX.2~254

Subnet Mask：IP 路由器的 <Subnet Mask> 将是摄像机的 <Subnet Mask>。
Gateway：IP 路由器的 <Local IP Address> 将是摄像机的 <Gateway>。

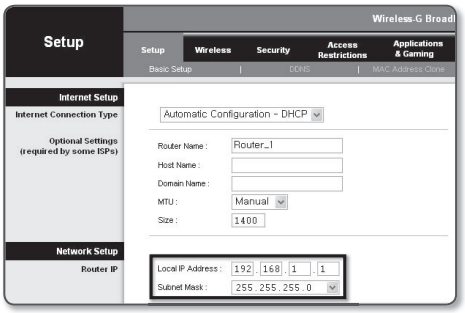

注意 • 设置可能因连接的 IP 路由器型号而异。
有关详细信息，请参阅适用路由器的用户手册。

• 如果不使用 IP 路由器

若要设置 <IP Address>、<Subnet Mask> 和 <Gateway>，请联系网络管理员。

4. 在 <Port> 窗格中，
提供必需的信息。
HTTP Port：用于使用互联网浏览器访问摄像机，默认值为 80。
使用旋钮更改 HTTP 端口值。
VNP Port：用于控制视频信号传输，默认值为 4520。

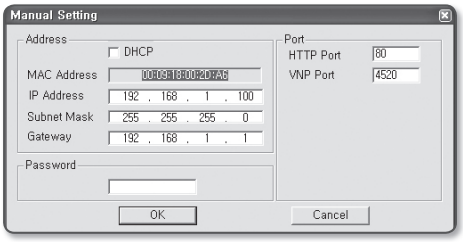

5. 输入密码。
   这是访问摄像机的“admin”用户的登录密码。
   默认密码为“4321”。
6. 单击 [OK]。
   将完成手动网络设置。
7. 在完成包括 IP 的手动设置后，摄像机将重新启动。

• 在完成包括 IP 的手动设置后，摄像机将重新启动。

彼此清楚地配置 IP 相关设置和端口相关设置。

类别		摄像机 1	摄像机 2
IP 相关设置	IP Address Subnet Mask Gateway	192.168.1.100 255.255.255.0 192.168.1.1	192.168.1.101 255.255.255.0 192.168.1.1
端口相关设置	HTTP Port VNP Port	8080 4520	8081 4521

注意 • 如果 <HTTP Port> 设置为除 80 以外的值，您必须在互联网浏览器的地址栏中提供 <Port>号，才能访问摄像机。
例) http://IP address: HTTP Port
http://192.168.1.100:8080

• 自动网络设置

运行 <IP Installer_v1.44.exe> 以显示摄像机搜索列表。

在初始启动时，[Auto Set] 和 [Manual Set] 将呈灰色。

注意 • 对于以 IPv6 设置为基础的摄像机，这些按钮将呈灰色，因为摄像机不支持此功能。

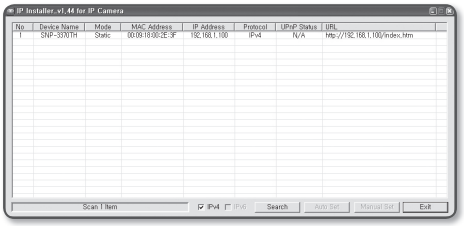

1. 从搜索列表中选择一个摄像机。
   找到摄像机后面标签上的
   MAC（以太网）地址。
   将激活 [Auto Set] 和 **[Manual Set]**
   按钮。
2. 单击 **[Auto Set]**。Auto Setting
   对话框将会出现。
   将自动设置 **<IP Address>**、**<Subnet Mask>** 和 **<Gateway>**。
3. 输入密码。
   这是访问摄像机的“**admin**”用户的登录密码。
   默认密码为“**4321**”。
4. 单击 **[OK]**。
   将完成自动网络设置。

动态 IP 设置

• 动态 IP 环境设置

动态 IP 环境示例

- 如果连接了摄像机的 IP 路由器由 DHCP 服务器分配了 IP 地址
- 如果使用 DHCP 协议将摄像机直接连接至调制解调器
- 如果 IP 由内部 DHCP 服务器通过 LAN 分配

• 检查动态 IP

1. 在用户的本地计算机上运行 IP Installer，以显示分配有列表中的 **<Dynamic IP>** 地址的摄像机。
2. 从列表中选择摄像机，然后单击**[Manual Set]** 检查摄像机的 **<Dynamic IP>**。
   如果取消选取 **<DHCP>**，您即可将 IP或 **<Port>** 更改为 **<Static>**。

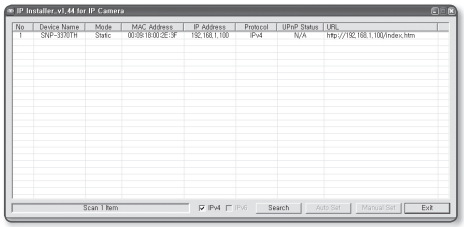

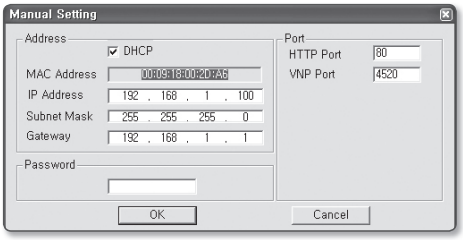

从共享的本地 PC 连接到摄像机

1. 运行 IP Installer。
   它将扫描连接的摄像机，并显示摄像机 列表。
2. 双击要访问的摄像机。
   互联网浏览器将启动，并连接到摄像机。

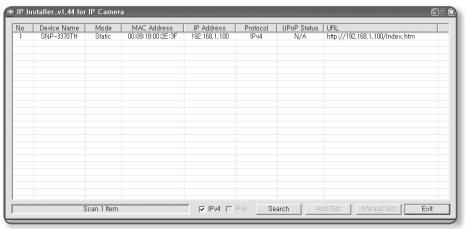

注意 • 您也可以在互联网浏览器的地址栏中键入所发现摄像机的 IP 地址的方式访问摄像机

第 3 章 安装摄像机和网络设置

从远程 PC 通过互联网连接到摄像机

由于不允许在不属于 IP 路由器网络群集的远程计算机上使用 IP Installer，所以用户需通过摄像
机的 DDNS URL 在 IP 路由器网络内访问摄像机。

1. 您应该设置 IP 路由器端口范围前移，然后才能访问 IP 路由器网络中的摄像机。
2. 从远程 PC 启动互联网浏览器，并在地址栏中键入摄像机的 DDNS URL 地址，或IP 路由器的 IP 地址。
   例) http://www.samsungipolis.com/[Product ID]

3.9 连接到摄像机

• 通常，您应该

1. 启动互联网浏览器。

2. 在地址栏中键入摄像机的 IP 地址。
   例) • IP 地址 (IPv4) : 192.168.1.100
   → http://192.168.1.100 -
   将会出现登录对话框。
   • IP 地址 (IPv6) : 2001:230:abcd:ffff:0000:0000:ffff:1111
   → http://[2001:230:abcd:ffff:0000:0000:ffff:1111]

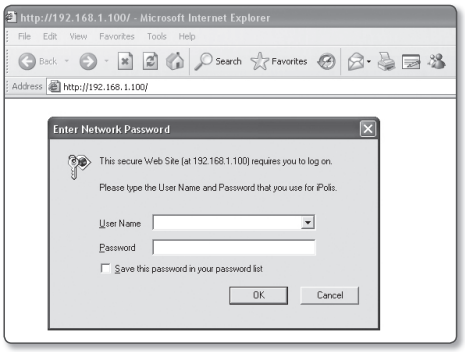

• 如果 HTTP 端口为除 80 以外的值

1. 启动互联网浏览器。

2. 在地址栏中键入摄像机的 IP 地址和 HTTP 端口号。
   例) IP 地址 : 192.168.1.100:HTTP 端口号(8080)
   → http://192.168.1.100:8080 - 将会出现登录对话框。

• 使用 URL

1. 启动互联网浏览器。

2. 在地址栏中键入摄像机的 DDNS URL。
   例) URL 地址 : http://www.samsungipolis.com/[Product ID]
   - 将会出现登录对话框。

• 检查 DDNS 地址

如果摄像机直接连接到 DHCP 有线电视网调制解调器、DSL 调制解调器或 PPPoE 调制解调器，每当您尝试连接到 ISP（互联网服务提供商）服务器时，您的网络 IP 地址都会更改。在这种情况下，将不会通知您 IP 地址已被 DDNS 更改。

一旦您向 DDNS 服务器注册了基于动态 IP 的设备，当尝试访问该设备时，就可以轻松检查更改的 IP。
要将 IP 地址添加到 **<DDNS>** 服务器，请访问 www.samsungipolis.com 并注册您的设备，再将 DDNS 选项设置为 **<Samsung DDNS>**，然后提供 DDNS 服务器的用户 ID。

登录

默认的用户 ID 为“**admin**”，默认的密码为“**4321**”。

1. 在 **<User Name>** 输入框中输入“**admin**”。
2. 在 **<Password>** 输入框中输入“**4321**”。如果更改了密码，请输入更改的密码。
3. 单击 **[OK]**。如果已成功登录，您将会看到 Live Viewer 屏幕。

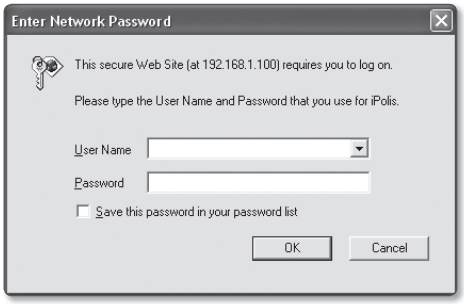

注意
- 为安全起见，请确保在 **<系统>** - **<用户>** 中更改了密码。管理员 ID，即“**admin**”是固定的，无法更改。
- 如果您在完成输入之后选中“**Save this password in your password list**” 选项，则从下次起将自动登录，而不会提示输入登录信息。

注意
- 如果您使用 Internet Explorer 7.0 或 8.0 作为默认的 Web 浏览器，就可以使用 100% 的屏幕比查看最佳图像质量。降低该比率可能会切掉边框上的图像。

4. 当您已转到[Config（配置）→Network（网络）]页面后，可以配置 SNP-3370TH/3301H 网络摄像机的网络设置。要保存新设置，可以按 <Apply（应用）>。

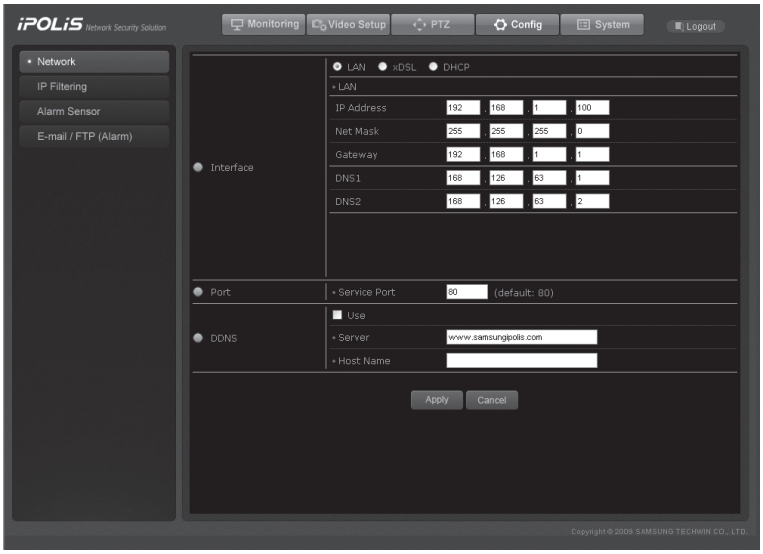

① LAN / xDSL/ DHCP 设置

类别	Description（说明）
LAN	输入摄像机的网络信息，以便将其连接到本地网络或为其分配静态 IP。
xDSL	当使用 xDSL 时，输入 xDSL ID 和密码。
DHCP	如果摄像机从 DHCP 服务器自动接收 IP 地址，则使用 DHCP 选项。“DHCP”用于包含 DHCP 服务器的 LAN 环境中。 通常，中型到大型网络运行 LAN 上运行 DHCP 服务器，而小型网络则使用 IP 路由器的 DHCP 功能。

② 端口设置

类别	说明
Port	选择服务端口，默认值为 80。

注意 当设备连接到电缆或 xDSL 调制解调器时，其 IP 地址在每次连接到 ISP（Internet 服务提供商）时都会发生变化，因此无法检查设备的新 IP 地址。
当产品使用动态 IP 时，DDNS 在这种情况下非常有用。您可以通过在 www.samsungipolis.com 注册到我们的 DDNS 服务器轻松地检查产品的新 IP 地址。要使用 DDNS 服务，首先需要将产品注册到 DDNS 服务器。返回到该页面，选择使用 DDNS 选项下的 Enable（启用），然后输入提交给 DDNS 服务器的 ID 和密码。有关详情，请参阅第 50 页：“使用 DDNS”。

第 4 章 使用 Web Viewer

4.1. 使用 Web Viewer

4.1.1. 登录

在 internet 浏览器中输入摄像机的 IP 地址，然后按 Enter 连接到 Web Viewer 登录页面。

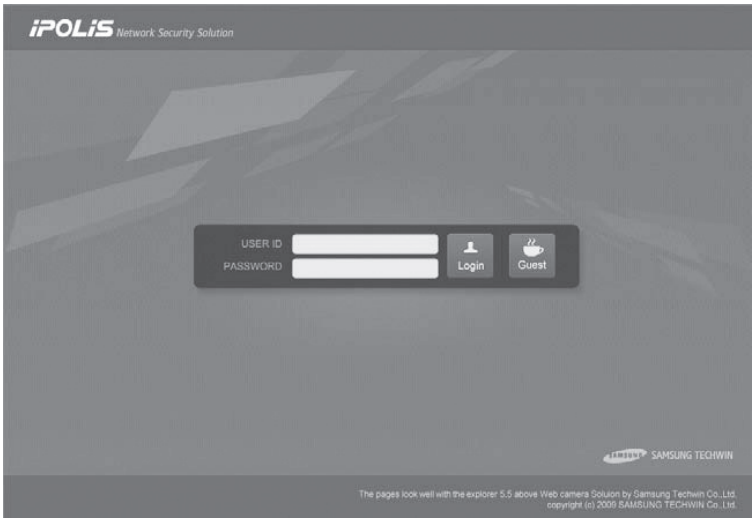

输入用户 ID 和密码，然后单击 **<Login（登录）>** 移动到下一页。

> 注意 默认管理员登录信息是 ID：Admin，密码： 4321.

如果在 System（系统）→ User（用户）→ Guest Setup（访客设置）上选中 Guest Access（访客访问）选项，则可以使用 **<Guest（访客）>** 按钮进行访问。

> 注意 请在首次登录时更改管理员账户的密码。
> 这可帮助您防止未经授权的用户连接到管理员页面。

4.1.2. 监视屏

监视器屏幕包含用于摄像机和视频设置的菜单区域，以及用于显示来自摄像机视频输入的显示区域。

1 信道显示

SNP-3370TH/3301H 此时支持在显示区域只显示来自一个信道单个视频。

翻转图像

上下翻转屏幕。

拉伸图像

当选择 CIF 和 QCIF 分辨率时，将屏幕扩展到 4CIF 大小。

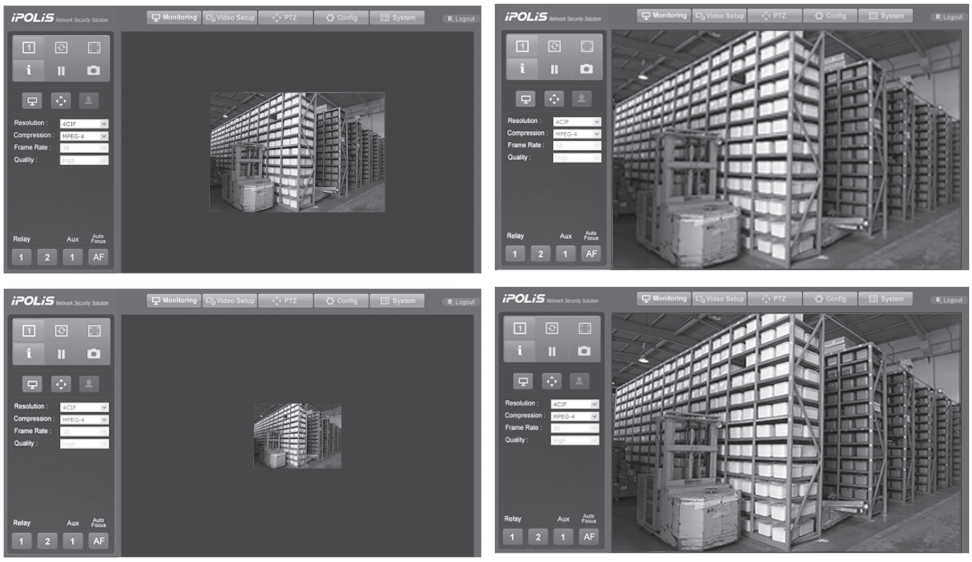

注意

- 4CIF 分辨率时不提供 Stretch Image（拉伸图像）选项。

信息

显示有关当前信道的信息：名称、时间、日期等。



保存图像
将信道屏幕保存为 JPEG 文件。

基本
选择屏幕分辨率和图像压缩类型。

- 分辨率
  （有关选择分辨率的更多**说明**，请参阅 Video Setup（视频设备）→ Video/Audio（视频/音频）页。
  - 4CIF
  - CIF
  - QCIF
- Compression Types（压缩类型）
  - MPEG-4 / H.264
  - M-JPEG
- 帧速率
  - 1, 2, 5, 10, 15, 20, 25, 30(in NTSC)
  - 1, 2, 5, 10, 15, 20, 25(in PAL)
- Video Quality（视频质量）
  - Very High（非常高）
  - High（高）
  - Middle（中）
  - Low（低）
  - Very Low（非常低）

PTZ
控制摄像机的 PTZ 操作。

PT 更改摄像机面对的方向。单击该按钮将显示圆形按钮，如下所示。单击圆形按钮上的箭头可以朝该方向旋转摄像机。

ZF 调整摄像机的变焦和对焦。单击该按钮将显示圆形按钮，如下所示。单击圆形按钮上的标记放大或缩小摄像机，或 调整对焦。

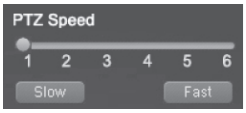

可以使用页面底部的滑动条调整 PTZ 速度。共有 6 个 PTZ 速度级别可供选择。单击 Slow 可以将 PTZ 速度降低一个级别，单击 Fast 可以提高一个级别。"1" 是最慢的 PTZ 速度设置，而 "6" 为最快速度。

视频分析

控制摄像机的 Video Analytics（视频分析）操作。

Alpha 混合
使更改的部分呈现半透明效果。

RESET
选择当前屏幕作为背景图像。

※ 有关“视频分析”的更多信息，请参阅 4.2.1.4 视频分析。

Relay
打开或关闭连接的继电器。

Aux
打开或关闭连接的 AUX。

Auto Focus
自动调整摄像机当前屏幕的焦距。

注意

- 如果继电器和 AUX 都未连接到摄像机，则单击该按钮不会打开或关闭继电器/AUX，甚至按下该按钮时，按钮会变成蓝色。

4.2. 管理员页面

4.2.1. 视频设置

选择屏幕顶部的 Video Setup 按钮时，将出现下面的页面。屏幕左侧的按钮移动到相关的菜单页。

4.2.1.1 视频/音频

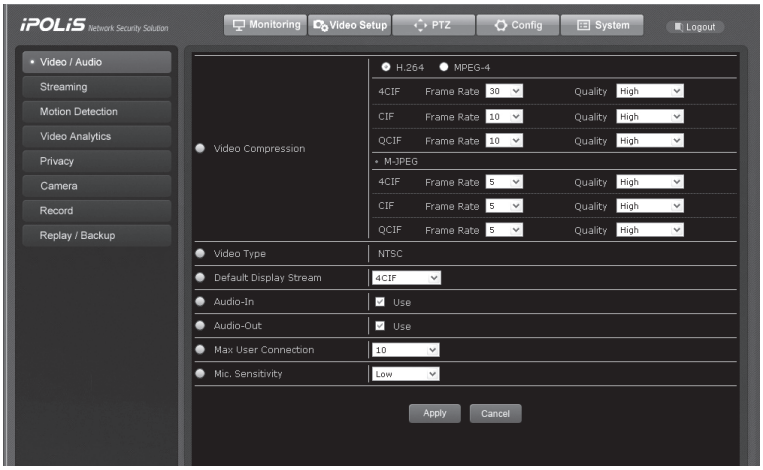

类别	说明
Video Compression	根据视频格式：H.264, MPEG-4 或 M-JPEG 选择分辨率。 还可以调整每种视频格式的帧速率和质量。
Video Type	显示当前视频类型：NTSC 或 PAL。
Default Display Stream	您可以选择 Default（默认）作为 Monitoring（监控）页面的分辨率。
Audio - In	选中使用音频输入信道。
Audio - Out	选中使用音频输出信道。

Max User Connection	选择一个数字以限制并发用户。
Mic. Sensitivity	调整音频麦克风的敏感度。 对于可扩音的麦克风，可设置为 Low（低），而其他麦克风则设置为 High（高）。（对于非麦克风线路输入信号，可以设置为 Low[低]。）

注意

- 仅当单击屏幕底部的 Apply 按钮时，才会保存新的设置。 Apply （取消）按钮取消新的设置。

4.2.1.2 流

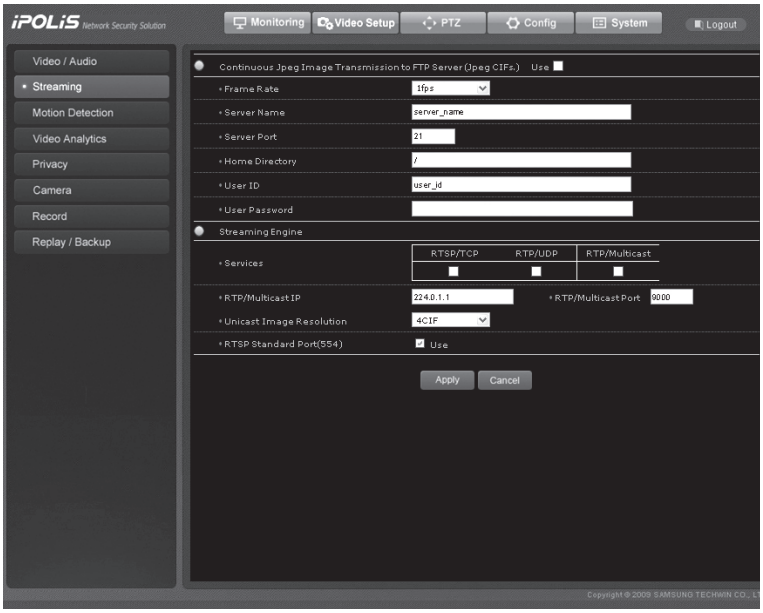

■ Continuous JPEG Image Transmission（连续 JPEG 图像传输）

类别	说明
Use	选中以便使用 Continuous JPEG Image Transmission（连续JPEG 图像传输）选项。
FrameRate	选择每秒的帧数。
Server Name	输入 FTP 服务器的域名或 IP 地址。
Server Port	输入 FTP 服务器的端口号。
Home Directory	输入 FTP 服务器中用于保存数据的主目录。请确保输入“/”以便将数据直接保存到 FTP 服务器的主目录。
User ID	输入登录 FTP 服务器的 ID。
User Password	输入对应上面输入 ID 的密码。

■ Streaming Engine（流引擎）

配置 RTP/RTSP 流服务。

类别		说明
Services	RTSP/TCP	选中以使用 RTSP/TCP。
	RTP/UDP	选中以使用 RTP/UDP。
	RTP/ Multicast	选中以使用 RTP/多播连接。
RTP/Multicast IP		输入 RTP 多播连接的 IP 地址。
RTP/Multicast Port		输入 RTP 多播连接的端口号。
Image Resolution		选择流媒体服务的分辨率。
RTSP Standard Port(554)		选中以使用 RTSP 标准端口，554。

- 多播连接 RTP 可有效地将视频传输到多个用户，它只使用很少量带宽。
- 但是多播 RTP 使用 UDP 传输最新的视频，所以有可能会产生数据丢失的风险。
- 多播需要来自服务器路由器的授权；无法通过 internet 多播。

注意 单播适合 VOD（视频点播）服务，因为除非用户连接并请求数据传输，否则它不传输视频数据。

注意

- 仅当单击屏幕底部的 [apply（应用）] 按钮时，才会保存新的设置。 Apply （应用）按钮时，才会保存新的设置。 Cancel （取消）]按钮取消新的设置。

■ **如何使用 Streaming Engine（流引擎）**

请按照下面的**说明**使用流引擎。

我们建议使用 VLC 媒体播放器作为流引擎。（版本：1.0.1 或更高版本）

❍ 步骤 1）设置流页面

在流引擎上选择所需的功能，然后按 **<Apply（应用）>**。

❍ 步骤 2）运行 VLC 媒体播放器

当在计算机中打开 VLC 媒体播放器时会显示以下窗口。

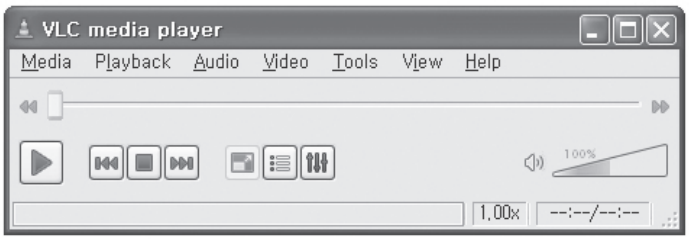

• 将摄像机 ID 和 PW 输入下方图片中突出显示的菜单中。

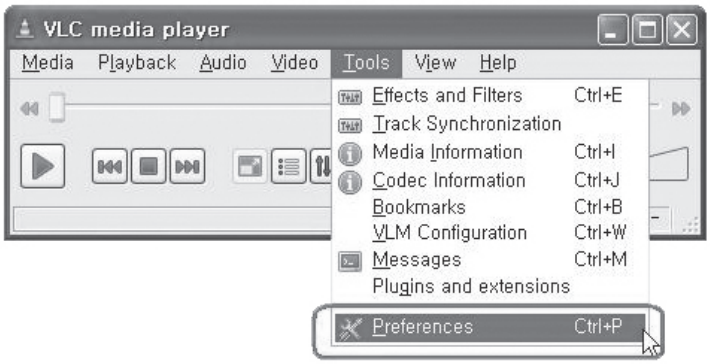

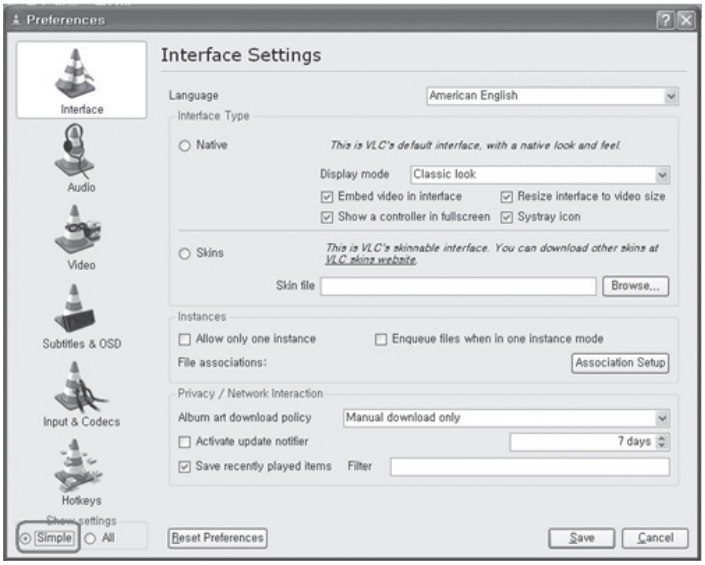
Preferences
Interface Settings
Interface
Audio
Video
Subtitles & OSD
Input & Codecs
Hotkeys
Show settings
Simple
All
Language
American English
Interface Type
Native
This is VLC's default interface, with a native look and feel.
Display mode
Classic look
Embed video in interface
Resize interface to video size
Show a controller in fullscreen
Systray icon
Skins
This is VLC's skinnable interface. You can download other skins at VLC skins website.
Skin file
Browse...
Instances
Allow only one instance
Enqueue files when in one instance mode
File associations:
Association Setup
Privacy / Network Interaction
Album art download policy
Manual download only
Activate update notifier
7 days
Save recently played items
Filter
Reset Preferences
Save
Cancel

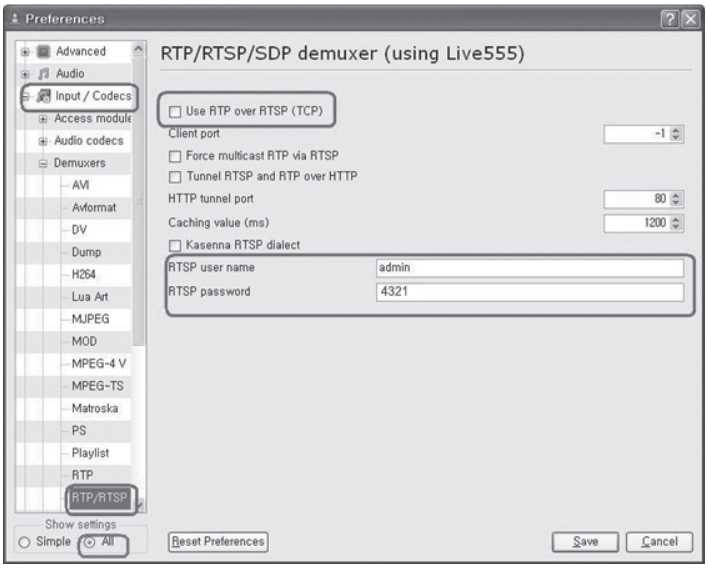
Preferences
Advanced
Audio
Input / Codecs
Access module
Audio codecs
Demuxers
AVI
Avformat
DV
Dump
H264
Lua Art
MJPEG
MOD
MPEG-4 V
MPEG-TS
Matroska
PS
Playlist
RTP
RTP/RTSP
Show settings
Simple
All
RTP/RTSP/SDP demuxer (using Live555)
Use RTP over RTSP (TCP)
Client port
-1
Force multicast RTP via RTSP
Tunnel RTSP and RTP over HTTP
HTTP tunnel port
80
Caching value (ms)
1200
Kasenna RTSP dialect
RTSP user name
admin
RTSP password
4321
Reset Preferences
Save
Cancel

注意 选中 Use RTP Over RTSP (TCP)（使用基于 RTSP (TCP) 的 RTP）将激活 Streaming Engine（流引擎）→ Services（服务）菜单中的 RTSP/TCP Connection（RTSP/TCP 连接）。要使用 RTP/UDP 和 RTP/多播，请不要选中此方框。

- 在菜单栏中，选择 Media（媒体）(M)，然后打开 Network Stream（网络流）(N)。

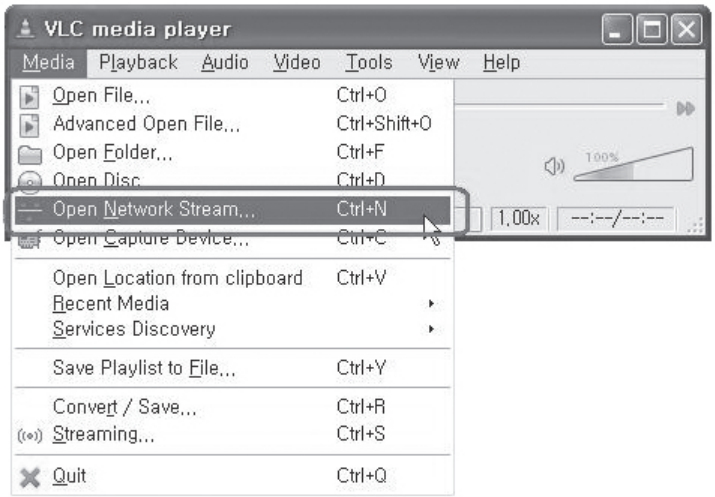

• 根据视频类型输入一个类似下图中示例的地址，然后单击 Play（播放）(P)。（当使用默认 RTSP 端口号 554 时，可以跳过输入端口号。）

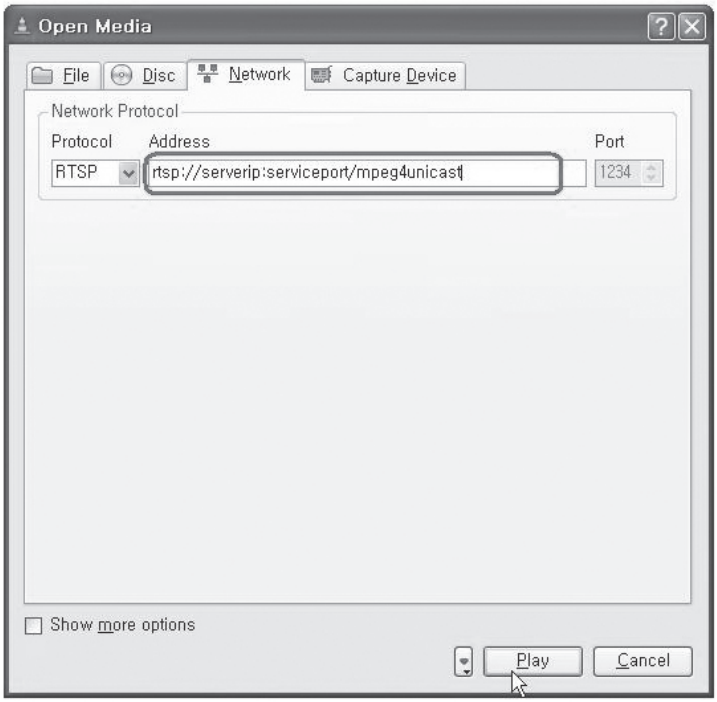

下面是有关网络流的示例。

地址	流引擎设置
rtsp://<IP>:<SERVICE PORT>/mpeg4unicast	用于 RTSP/TCP 和 RTP/UDP
rtsp://<IP>:<SERVICE PORT>/h264unicast	用于 RTSP/TCP 和 RTP/UDP
rtsp://<IP>:<SERVICE PORT>/h264multicast	用于 RTSP/Multicast
rtsp://<IP>:<SERVICE PORT>/mpeg4multicast	用于 RTSP/多播

注意 <IP>：摄像机的当前 IP
<服务端口>：在 Config Setup（配置设置）→ Network（网络）菜单中选择的服务端口号。

4.2.1.3 运动检测

配置摄像机的 Motion Detection（运动检测）操作。

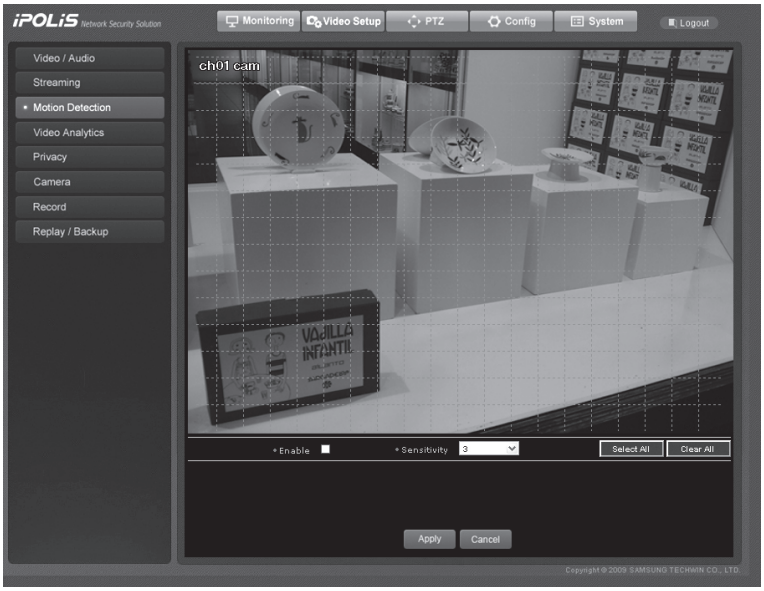

注意 ▣：选定区域，， ▣：其他区域。

类别	说明
Enable	选中以启用 Motion Detection（运动检测）。
Sensitivity	根据视频显示设置选择敏感度级别。有 5 种级别可用，其中 5 为最敏感。

注意

- 仅当单击屏幕底部的 Apply 按钮时，才会保存新的设置。按 Cancel 按钮取消新的设置。

4.2.1.4. 视频分析

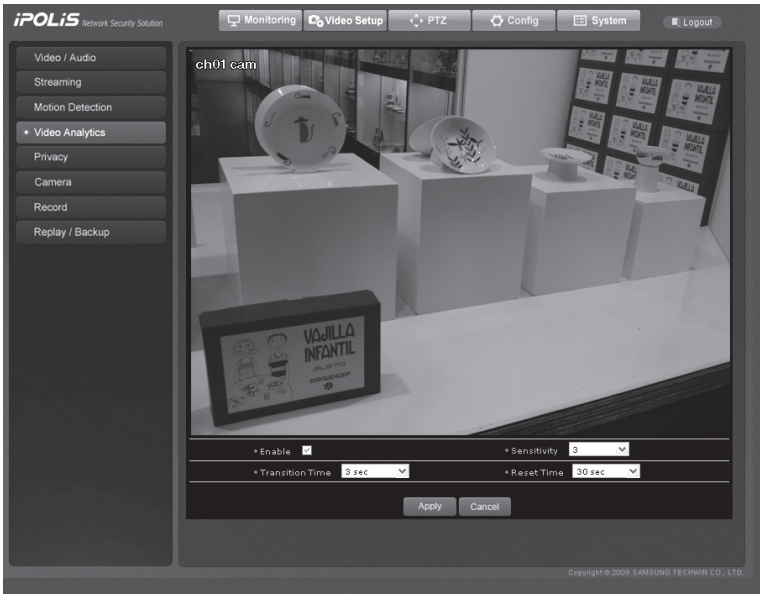

类别	说明
Enable	选中以启用 Video Analytics（视频分析）。
Sensitivity	根据视频显示设置选择敏感度级别。 有 5 种级别可用，其中 5 为最敏感。
Transition Time	显示维持更改后的屏幕以便进行检测的时间。
Reset Time	将当前屏幕重设到选定的时间点。

4.2.1.5. 隐私

为了保护隐私，您可以指定需要隐藏的区域。当在屏幕上选择区域时，该区域以灰色遮蔽。

类别	说明
Privacy zone	表示 Privacy Zone（隐私区域）的数量。
Enable	选择 On（开）或 Off（关）应用屏幕上选定的 Privacy Zone（隐私区域）。
Set Privacy	开始选择区域。
Start	完成选择区域。
End	将选择定义为 Privacy Zone（隐私区域）。
Privacy Limit	选择限制摄像机 Pan（遥摄）和 Tilt（倾斜）操作的区域。Pan Limit（遥摄限制）限制 Pan（遥摄）操作，而 Tilt Limit（倾斜限制）限制 Tilt（倾斜）操作。
Enable	选择 On（开）或 Off（关）使用 Privacy Limit（隐私限制）。
Set Limit	开始选择 Privacy Limited（隐私限制）区域。
Start	完成选择 Privacy Limited（隐私限制）区域。
End	将选择定义为 Privacy Limited（隐私限制）区域。

注意

- 当选择隐私区域时，设置遥摄和倾斜的范围必须在 30 度以内。

右键单击屏幕时出现以下菜单：每个菜单的**说明**如下：

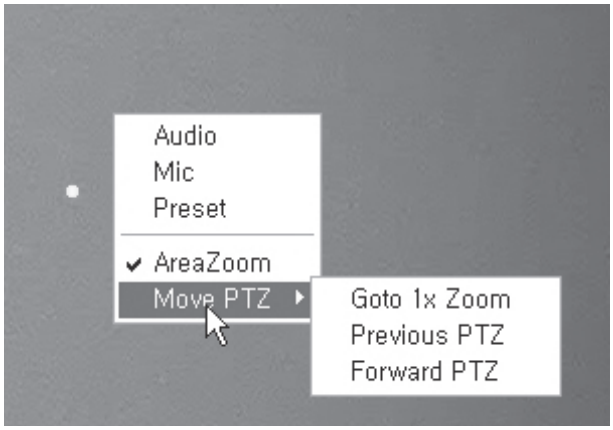

类别		说明
Audio		打开音频。
Mic		使用麦克风。
Preset		将选定的区域设置为预设。
Area Zoom		为选定的区域变焦。
Move PTZ	Goto 1x Zoom	将当前区域变焦倍数更改为 1 倍。
	Previous PTZ	移动到前一个区域及其设置。
	Forward PTZ	移动到下一个区域及其设置。

4.2.1.6. 摄像机

■ **Focus / Zoom**

① Focus Mode

- AUTO：执行连续自动对焦。
- MANUAL：将摄像机模式更改为手动对焦。
- ONE SHOT AF：仅在遥摄/倾斜/变焦操作后立即执行一次自动对焦。

② Zoom Tracking

• 模式

- AUTO：在自动对焦模式中执行对焦操作。
- TRACKING：在手动对焦模式中执行对焦操作。
- OFF：变焦时禁用对焦模式。（完全手动模式）

• 速度

- SLOW/MEDIUM/FAST : 调整对焦操作速度。

③ 数字变焦

- 启用最大数字变焦。最高可选择 12 倍数字变焦以达到最大 444x (SNP-3370TH) 或 360x (SNP-3301H) 的组合对焦。

■ White Balance

① Mode

White Balance（白平衡）设置调整不同灯光条件下屏幕颜色的平衡。

- ATW：自动调整屏幕颜色。
- MANUAL：启用自定义红色和蓝色配比。
- AWC：将屏幕颜色调整为当前灯光和监视器条件下最佳。使用此设置时，如果光线情况改变，可能需要重新调整。
- INDOOR：自动为户内环境优化屏幕颜色。
- OUTDOOR：自动为户外环境优化屏幕颜色。

■ Exposure

Exposure 设置用于控制摄像机的曝光度。

① BRIGHTNESS：调整屏幕亮度。（大于 50：过亮，小于 50：过暗）

② IRIS

- AUTO：自动调整曝光度。
- MANUAL：启用手动调整曝光度。

③ SHUTTER：控制摄像机的电子快门。

- ESC：根据屏幕亮度自动调整快门速度；只有当光圈处于 Manual（手动）模式中时才可激活该功能。
- A.FLK：当发生图像闪烁时，可以选择此设置。当人工光源频率与摄像机帧速率冲突时会发生图像闪烁。
- MANUAL：启用手动调整快门速度。

④ SENS-UP：控制摄像机的电子快门。

- AUTO：在夜间或光线过暗的环境中自动检测光线水平并保持图像清晰。

■ Back Light

该通过通过我们创新的 SV-IV DSP 芯片组实现。与其他摄像机不同，SNP-3370TH/3301H 使您能够同时查看清楚的目标和背景，即使当目标处在过亮或过暗的背光环境中也是如此。

① Back Light Mode：

- OFF：禁用背光模式。
- WDR：使用 WDR模式。
  - • WDR Setting：共提供 3 种 WDR 敏感度级别：Low（低）、Medium（中）和 High（高）。请注意敏感度级别越高，明暗区域的对比度越低。
  - • WDR Level：调整 WDR 模式时屏幕的整体亮度。

注意

- 如果快门设置为 Manual（手动）模式，则 WDR 将被禁用。
- 在 WDR 操作过程中，根据光线环境的不同可能会出现噪音、变色、斑点、雪花等现象。如果出现这些现象，请停止使用 WDR。
- 当选择 WDR 时，AGC Manual（AGC 手动）将被禁用。

- User：选择使用 Backlight（背光）功能的区域。
  - WINDOW ON：选择使用 Area Selection（区域选择）窗口。
  - DIRECTION：ALL（所有）– 向所需的方向移动 Area Selection（区域选择）窗口。Detail（细节）– 调整 Area Selection（区域选择）窗口的形状。

- HLC : 激活 HighLight Compensation（高亮度补偿）模式。
  HLC 设置可以有选择地消除有限环境中的高亮部分（例如公寓或加油站的入口），并且对检测小物体（例如汽车车牌）非常有用。白天时将禁用 HLC。当监控夜间车流时，如果汽车前灯在屏幕上反射光过强，则摄像机将自动消除前灯灯光并相应调整车牌的颜色。

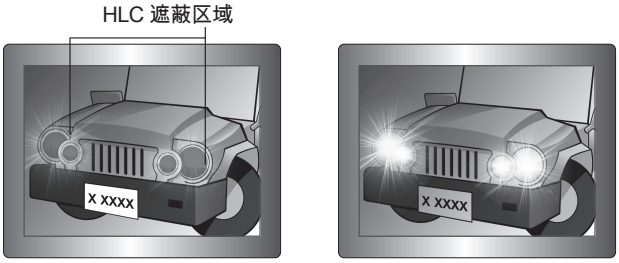

<HLC 开>　　<HLC 关>

- 调整 HLC 的敏感度级别。
- 彩色：调整高亮区域的遮蔽颜色。

注意

- 即使 HLC 打开，由于摄像机位置和角度以及灯光条件等因素，也有可能无法检测到车牌。

■ AGC（自动增益控制）

如果摄像机在光线较暗的情况下捕获对象，AGC（自动获取控制）将调整摄像机的获取控制和屏幕亮度。

■ SSNR（Samsung 超级降噪）

减少低亮度图像的背景噪音。
- OFF：禁用降噪功能。
- LOW：仅减少少量噪音，但输出几乎无余像的图像。
- MEDIUM：最常用的模式。它可以适当减少干扰并产生细微余像的图像。
- HIGH：大幅减少干扰，但产生明显的余像。

注意

• 当关闭 AGC 模式时，将禁用 SSNR。

■ DAY/NIGHT

该功能在 Color（彩色）和 B/W（黑白）之间更改摄像机模式。

① 模式：
- AUTO：大多数时间以 Color（彩色模式）工作，但如果在夜间检测到光线过暗，将切换到 B/W（黑白）模式。
- COLOR ：始终以彩色方式显示视频。
- B&W ：始终以黑白方式显示视频。

② Duration：摄像机的光线敏感度是可以调节的，如下图所示。根据环境的不同，摄像机的环境光线转移性能可能会有所差异。

	Color → B&W	B&W → Color
FAST	2.5 lux	4 lux
SLOW	0.8 lux	6 lux

③ Dwell Time：您可以选择白天/夜间切换延迟时间。

■ Image Adj（白天/夜间）

① Sharpness：图像轮廓的锐度。

② Color：调整图像的颜色密度。

注意

- 当 AGC 关闭时，将禁用 Auto（自动）模式。此功能仅可在选择 Color（彩色）或 B/W（黑白）模式时使用。
- 在日光或卤素灯下使用 B/W（黑/白）模式可能会降低对焦性能。

■ Others

Stabilizer：稳定器补偿由于风和其他原因导致的摄像机震动

注意

- 该功能使用数字对焦；它会导致视频质量降级。
- 在低亮度级别时不会激活稳定器。
- 当摄像机正在捕获单调无变化的区域（例如天空或白色墙壁）时不会激活稳定器。

■ P/T Setting

① 按比例P/T

此命令将使摄像机根据当前变焦位置自动更改遥摄和倾斜速度。顺时针 (Tele) 移动操纵杆将降低速度，而逆时针 (Wide) 移动操纵杆将加快遥摄和倾斜速度，从而实现对速度进行微调。将此选项设置为“OFF（关）”，则无论变焦位置如何都执行光学 1 倍变焦速度。

② 数字翻转

数字翻转对于监控移动的物体或从摄像机正下方通过的人非常有用。当物体或人从摄像机正下方经过时，摄像机的倾斜角度将随物体或人自动调整旋转超过 100 度，从而无需遥摄即可翻转到倾斜区域的另一侧。本产品采用数字方式调整从 100 度或更高度数开始屏幕翻转。

③ Image Hold
摄像机工作在 Group（分组）或 Tour Search（浏览搜索）模式时，该功能将把监控屏幕暂停在前一个预设位置，直到摄像机移动到下一个预设位置。这有助于帮助屏幕监控人员时刻关注并监控区域内的多个位置。

④ Power On Resume
当电源故障或其他电源中断导致断开连接和重新连接时，此功能非常有用。

⑤ 启用 Turbo
该功能按照按 PTZ 按钮的时间长短按比例加速 PTZ 操作速度。
例如，按 PTZ 按钮一次将以低速激活该操作，但只要按住该按钮不放，则速度会逐渐加快。

■ OSD Setting

① Camera ID：显示或隐藏屏幕上当前摄像机的 ID。
② Sequence Status：显示或隐藏进行中序列操作的状态。
③ PTZ Position：显示或隐藏进行中 Pan（遥摄）、Tilt（倾斜）和 Zoom（变焦）操作的状态。

■ Initialize

① Camera Default：当更换摄像机的变焦模块时使用该功能；将以前模块的设置上传到新的模块。更换模块并使用该功能时，请确保关闭摄像机。

② Auto Refresh：定期优化摄像机的电子线路和组件。该功能对于维护和恢复摄像机的当前设置非常有用。当摄像机长期正对强光源后，或者当摄像机长期重复旋转以捕获区域视频后更改设置时可以使用该功能。

- Off（关闭），1~7 Days（1~7 天）：OFF（关闭）禁用自动刷新，而 1 to 7 Days（1 到 7 天）以选定的间隔执行自动刷新。

※ 完成自动刷新大约需要 10 秒钟。如果在序列操作当中激活自动刷新，则摄像机会暂停序列操作并执行自动刷新，然后在刷新完成后继续执行序列操作。

■ **Status**

显示球形摄像机的设置和版本。

- Cam Model：指示摄像机的型号名称。
- Protocol：表示摄像机使用的协议类型。
- Duplex：支持单向或双向通信。
- Baud Rate：显示选定的波特率。
- Data Bits：显示选定的数据位。
- Stop Bits：显示选定的停止位。

注意

- 仅当单击屏幕底部的 Apply 按钮时，才会保存新的设置。
  Cancel 按钮取消新的设置。

4.2.1.7. 拍摄

使用该菜单将图像数据保存到 SD 存储卡。

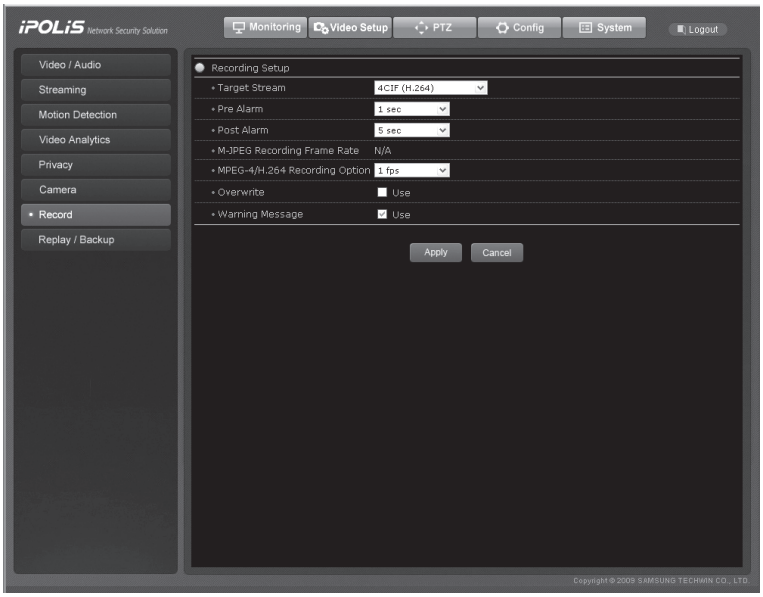

■ 拍摄设置

类别	说明
Target Stream	选择要保存的流。
Pre alarm	选择事件发生之前开始保存的时间。
Post alarm	选择事件发生之后要完成保存的时间。
M-JPEG Recording Frame Rate	选择 ALL（全部）保存所有帧，而选择 1fps 则每秒仅保存 1 帧。
MPEG-4 / H.264 Recording Option	选择 ALL（全部）保存所有帧，而选择 1fps 则每秒仅保存 1 帧。
Overwrite	当插入的内存设备中没有空闲空间时，删除最旧的文件并保存新文件。
Warning Message	如果插入的 SD 存储卡无法工作或由于没有使用 Overwrite（覆盖）选项而已满，可以选择该选项在屏幕上显示警告消息。

注意

- 如果未选中 Overwrite（覆盖）且 SD 存储卡已满，则摄像机将停止拍摄数据。
- 本摄像机仅兼容 SD 卡；不能使用 MMC。请勿反向插入 SD 卡；这样做可能会损坏插槽。
- 仅支持 1GB 到 2GB SD 和 4GB SDHC 卡。
- 我们推荐采用 FAT32 格式。
- 请在取下 SD 卡之前关闭摄像机；否则可能会损坏数据。
- 如果使用 4CIF 分辨率，则摄像机只能为 H.264, MPEG-4 和 M-JPEG 保存 1fps。

4.2.1.8. 重放/备份

配置该菜单以便在发生 Motion Detection（运动检测）和 Sensor（传感器）事件时进行记录。您也可以使用该菜单观看拍摄的事件。

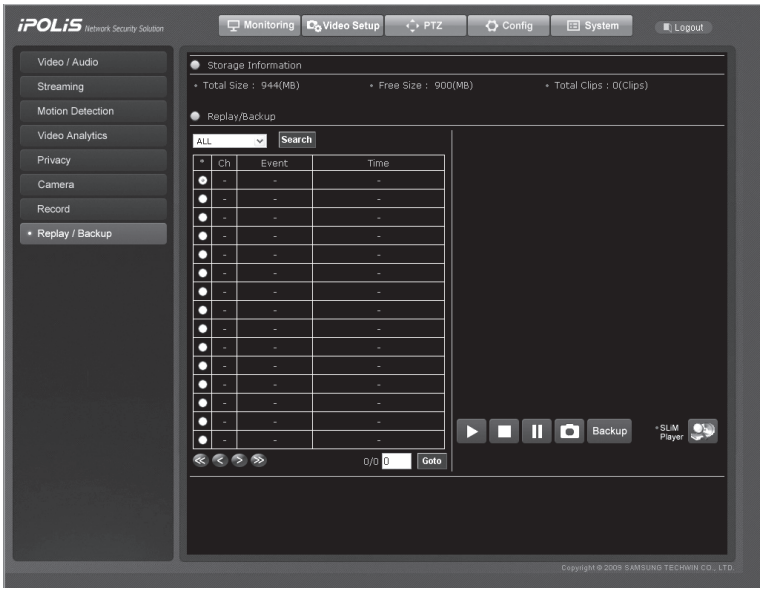

注意

- 对于 Backup（备份）操作，每次只能备份 1 个文件。

类别		说明
Storage Informa -tion	Storage Size	Total（总计）：表示 SD 存储卡的总容量。 Free（空闲）：表示 SD 存储卡的空闲空间。
	Total Clips	Event Type（事件类型）：显示每种事件类型：MD（运动检测）、SD（传感器检测）和 VA（视频分析）的可用文件数。
Replay/ backup	Event Type	当选择 MD 或 Sensor（传感器）时，搜索时仅显示选定的事件文件类型。
	Search	列出选定事件类型的文件。
>>, >		转到包含旧文件列表的页面。 > : 转到下一页。 >> : 转到最后一页。
<<, <		转到包含更新文件列表的页面。 < : 转到下一页。 << : 转到最后一页。
Goto		输入页码直接进入页面。
		播放保存的视频。
		停止视频。
		暂停视频。
		将视频图像保存为 JPEG 文件。
Backup		将视频保存到计算机。
		安装 SLiM Player。

4.2.2 PTZ 页面

选择屏幕顶部的 PTZ 按钮时，将出现下面的页面。

■ 预设设置

要为 Pan/Tilt（遥摄/倾斜）或 Zoom/Focus（变焦/对焦）操作保存所需的位置和该位置的详细摄像机设置，可以配置以下选项。

类别	说明
Number	选择一个数字以标识预设（预设编号从 1 到 255）。
Name	为预设命名。
Move	当选择预设编号时移动到选定的预设。
Edit	启用为预设配置的摄像机详细设置。
Add	保存预设；移动到 Pan/Tilt（遥摄/倾斜）或 Zoom/Focus（变焦/对焦）操作所需的位置、输入预设编号和名称，并按 Add（添加）按钮将该位置保存为预设。
Delete	删除现有的预设；选择预设编号，然后按 Delete（删除）按钮。

注意

- 仅当单击屏幕右侧的 Add （添加）按钮时，才会保存新的设置。

要为预设配置详细的摄像机设置，可以选择一个预设编号，然后在按 Edit （编辑）按钮前将摄像机移动到预设位置。

■ 顺序设置

您可以为每种摄像机模式配置详细的顺序设置。可用的摄像机模式有 Swing（摆动）、Group（分组）、Tour（浏览）、Trace（轨道）和 Auto Run（自动运行），如下图所示。

类别	说明
Swing	命令摄像机在两个选定的预设位置之间移动，以监控该线路。
Group	按顺序重新调用多个预设位置的分组。一个分组可以包含多达 255 个预设位置。
Tour	按顺序重新调用预设位置分组。此功能最多可列出 6 个组。
Trace & Auto Run	轨道将保存并重新激活自定义摄像机移动模式。最多可记忆 4 种移动模式。 Auto Run（自动运行）命令摄像机在一段时间内没有通过控制器输入命令时自动执行预设顺序操作。

4.2.2.1. 摆动

■ 摆动设置

类别		说明
Sequence Setup	Mode	有 3 种模式可供选择：遥摄摆动、倾斜摆动和 P&T 摆动。
	Pan Swing	仅为摆动监控激活 Pan（遥摄）操作。
	Tilt Swing	仅为摆动监控激活 Tilt（倾斜）操作。
	P&T Swing	为摆动监控同时激活 Pan（遥摄）和 Tilt（倾斜）操作。
First Preset		选择由 2 个预设位置组成的路线的第一个预设位置。
Second Preset		选择由 2 个预设位置组成的路线的第二个预设位置。
Speed		选择摄像机在第一个与第二个预设位置之间的运动速度。（可使用级别 1 到 64。）
DWT(Dwell Time)		选择将摄像机保持在预设位置进行监控的秒数。

注意

- 仅当单击屏幕底部的 Set （设置）]按钮时，才会保存新的设置。
  Run （运行）按钮将使摄像机按照选定的设置操作。

4.2.2.2. 分组

■ 分组设置

类别	说明
Group No.	最多可以保存 6 个分组的信息。
Preset No.	选择一个预设编号以便将该预设添加到选定分组。
Speed	选择摄像机在预设之间移动的速度。（可使用级别 1 到 64。）
DWT(Dwell Time)	选择将摄像机保持在预设位置进行监控的秒数。

注意

- 如果单击屏幕底部的 Add （添加）按钮，将在预设编号中添加一个预设。
  Clear （清除）按钮删除选定组中的所有预设。

要应用新设置，请确保按下 Set （设置）] 按钮。

4.2.2.3. 浏览

■ 浏览设置

类别	说明
Group No.	最多可保存 6 个分组编号。
DWT(Dwell Time)	选择在移动到下一个分组位置之前将 PTZ 摄像机保持在上一个分组位置的秒数。

注意

- 如果单击屏幕底部的 Add （添加）按钮，将在预设编号中添加一个预设。
  Clear （清除）按钮将删除选定浏览编号中的所有分组编号。
  要应用新设置，请确保按下 Set （设置）按钮。

4.2.2.4. 轨道和自动运行

■ PTZ 轨道设置

类别	说明
Trace No.	最多可保存 4 个轨道。
Replay	重放通过 Trace（轨道）功能保存的路径。
Memorize	按下 Memorize（记忆）按钮开始自动保存 Pant/Tilt（遥摄/倾斜）或 Zoom/Focus（变焦/对焦）操作的轨道。
Stop	在 Replay（重放）模式中，按 Stop（停止）按钮可放弃 Trace（轨道）操作。在 Memorize（记忆）模式，按 Stop（停止）按钮可以完成记忆轨道。

■ 自动运行设置

类别	说明
Mode	有 8 种模式可供选择：OFF（关）、HOME（预置位置）、Preset（预设）、Swing（摆动）、Group（分组）、Tour（浏览）、Trace（轨道）和 A.Pan（A.遥摄）。
Time	选择激活 Auto Run（自动运行）的时间。（可以选择 1 到 60 秒和 1 到 60 分钟。）
Number	在 HOME（预置位置）和 Preset（预设）模式中，Number（编号）用于设置预设编号。 在 Swing（摆动）模式中，Number（编号）用于设置 Pan（遥摄）、Swing（摆动）和 P&T 模式。 在 Group（分组）和 Trace（轨道）模式中，Number（编号）用于设置分组和轨道编号。 在 A.Pan 模式中，Number（编号）用于调整 Pan（遥摄）速度。
Tilt Angle	只能用于 A.Pan 模式；可以为 Pan（遥摄）操作设置倾斜角。
Speed	只能用于 A.Pan 模式；可以设置 Pan（遥摄）操作速度。

注意

- 按下 Set（设置）、Clear（清除）或 Stop（停止）按钮将放弃顺序操作，例如类似 Preset（预设）、Group（分组）、Tour（浏览）等摄像机 PTZ 操作。

4.2.2.5. Tracking

■ Preset Setup

类别		说明
Auto Track		打开或关闭 Auto Track（自动跟踪）。
Camera Height		调整摄像机的高度。 如果未正确调整摄像机高度，跟踪性能可能下降。
Object Size	Small	将跟踪对象放大到 1/4 屏幕高度。
	Medium	将跟踪对象放大到 2/4 屏幕高度。
	Large	将跟踪对象放大到 3/4 屏幕高度。
Sensitivity		可以调整对象探测灵敏度。 如果摄像机在自动跟踪工作期间捕捉到摇晃的树枝、雨滴或雪花，会降低灵敏度。
Zoom Control	Off	禁用 Zoom（缩放）控制。
	One Shot	执行一次 Zoom（缩放）控制。
	Continuous	连续执行 Zoom（缩放）控制。

Auto Release		启用设置跟踪对象的最长持续时间。 当持续时间到期时，摄像机停止跟踪该对象，并返回起点以跟踪另一对象。
Auto Return	Off	命令摄像机停留在上一个对象停止的位置，而不返回初始位置。
	Time Setting	为摄像机设置待机到 Auto Release（自动释放）到期然后返回起始位置的持续时间。
Indicator	Off	禁用 Indicator（指示器）功能。
	On	同时指示指针和目标。
	Pointer	当使用操纵杆跟踪对象时指示指示器；显示为屏幕中央的十字。
	Target	指示摄像机 Auto Track（自动跟踪）操作的目录；当检测到移动对象时，对象周围会出现一个正方形的网格。
Lost Mode	Stop	命令摄像机在其对象消失的地方停止并终止跟踪。
	Research	命令摄像机在其对象消失的地方停止并待机。
	Zoom Out	命令摄像机在当前对象消失的情况下放大并查找新对象。

■ **Target Lock Setup**

当使用操纵杆操作摄像机时，Target Lock（目标锁定）对使用 Auto Track（自动跟踪）模式选择和跟踪对象非常有用。 可以打开或关闭 Target Lock（目标锁定）。

要激活 Auto Track（自动跟踪）模式，请打开 Target Lock（目标锁定），选择要跟踪的对象，然后按 Enter 键。

■ **Trace Zone Setup**

类别	说明
Tracking Zone	设置 Tracking area（跟踪区域）。
Tracking Mask	设置是否在屏幕上显示设置的 Mask area（遮挡区域）。

4.2.3. 配置页面

选择屏幕顶部的 Config （配置）钮时，将出现下面的页面。屏幕左侧的按钮移动到相关的菜单页。

4.2.3.1. 网络

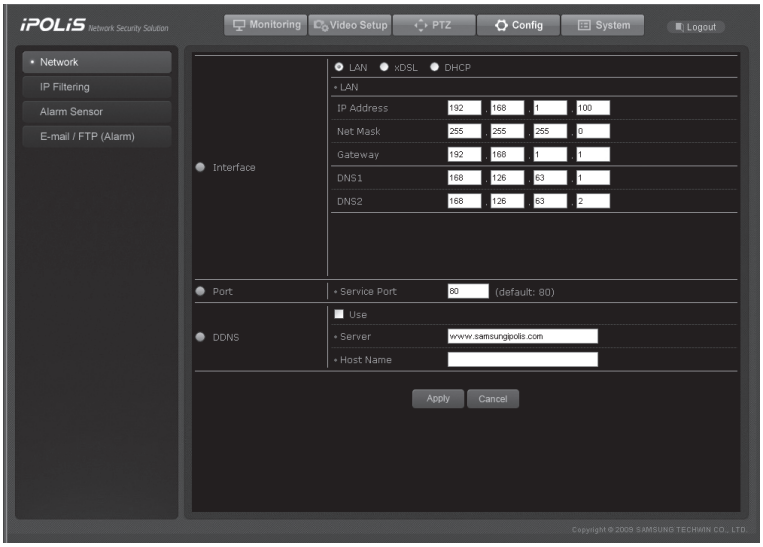

■ **接口**

根据网络环境，可以使用 LAN、xDSL 和 DHCP 选项。

类别	说明
LAN	如果摄像机使用静态 IP，则输入摄像机的网络信息。
xDSL	输入 xDSL 服务器的 ID 和密码。
DHCP	当摄像机接收来自 DHCP 服务器的 IP 时，选择该选项。

■ Port（端口）

输入摄像机连接到网络的端口号。

■ DDNS

选中以便使用 DDNS 服务。

类别	说明
Use	选中以便使用 DDNS 服务。
Server	输入 DDNS 服务器地址；我们的 DDNS 服务器位于 www.samsungipolis.com。
Host Name	输入摄像机向 DDNS 服务器注册的主机名。

■ 如何使用 DDNS

DDNS 服务器注册程序如下所示：

❍ 步骤 1）登录 iPOLiS 网站注册会员：

www.samsungipolis.com

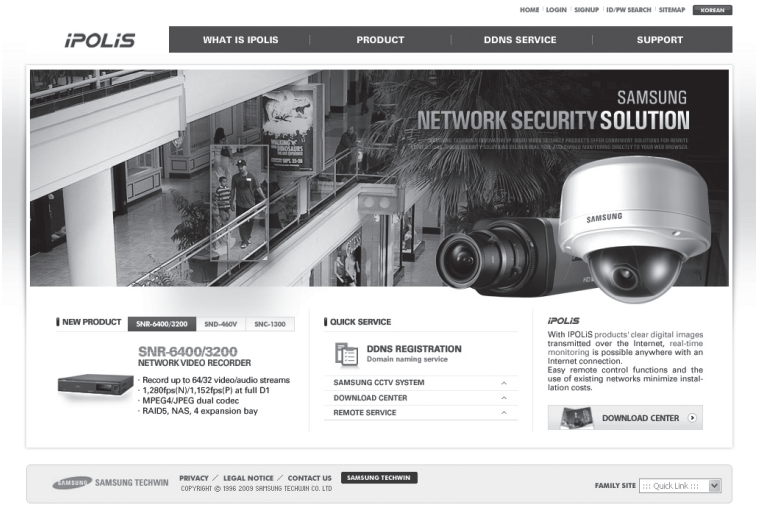

图 4-1. iPOLiS 网站

SIGN UP

HOME > Membership > SIGN UP

Welcome to the IPOLIS website.

We offer various services for users of Samsung iPOLIS network products. To use the services, please register first.

Terms of Service

Terms of Service
(and Membership Agreement)

Chapter 1 Parties and Recitals

1.1 Purpose of Terms of Service
The following terms and conditions govern the iPOLIS Membership (www.samsungipolis.co.kr) provided by Samsung Techwin Limited Company (the "Company") and the benefits available thereunder (the "Service").

1.2 Effectuation and Revision of Terms of Service
1.2.1 This Terms of Service will be effective by announcement on the Service or notification through email to the individual Member.
1.2.2 The Company may revise this agreement without prior notice to the Members in case of crucial situation and the revised terms and conditions will be effective with notification in the same manner described in 1.2.1.
1.2.3 If any Member in disagreement with the revised terms and conditions can request disenrollment, otherwise, the Company will treat Member's use as acceptance of the revised terms and conditions since they continue to benefit the

☐ Agree

NEXT >

图 4-2．会员注册：同意服务条款

SIGN UP

HOME > Membership > SIGN UP

Welcome to the IPOLIS website.

We offer various services for users of Samsung iPOLIS network products. To use the services, please register first.

Manage your account

ID	ID CHECK
PASSWORD	› Create password of 8 to 12 characters in length containing letters A-Z or numbers 0-9
PASSWORD CHECK	
NAME	
E-MAIL	› If you have lost your ID or PASSWORD, use the Find ID/PASSWORD service to retrieve them via your registered e-mail.
NATION	--- Choose ---
ADDRESS	
TEL	- -

Manage company account

COMPANY	
TEL	- -
FAX	- -
ADDRESS	

SIGN UP > CANCEL >

图 4-3．会员注册：输入个人和公司信息

❍ 步骤 2）登录到网站，然后注册摄像机。

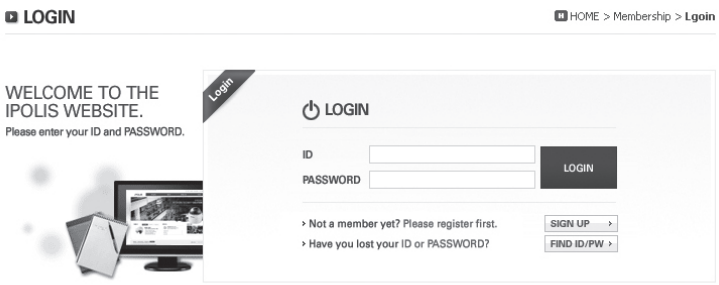

图 4-4. 登录

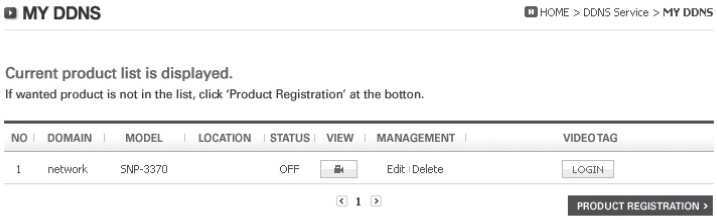

Pic 4-5. 已注册的设备列表

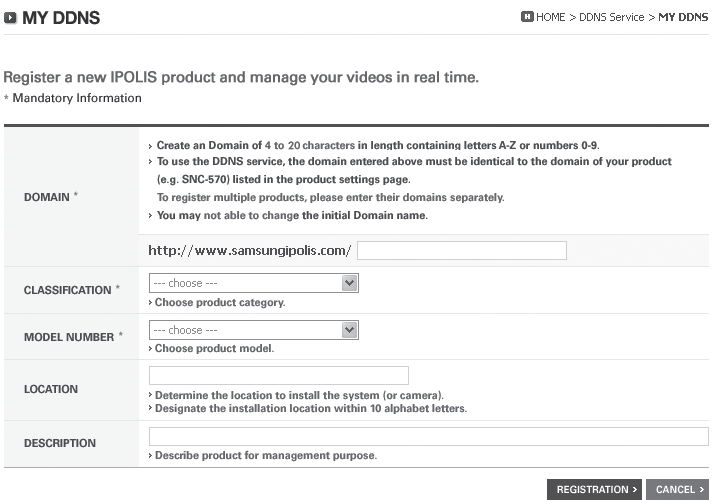

图 4-6．注册摄像机（检查所需域名的可用性。）

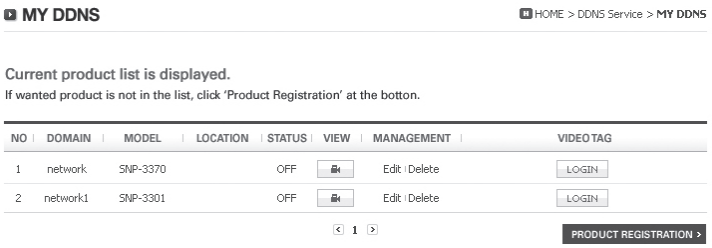

图 4-7．设备列表（如果注册成功，则会列出摄像机。）

❍ **步骤 3）使用 DDNS 信息配置摄像机。**

- 在网络摄像机网页上选择 [Config（配置）→ Network（网络）]。
- 单击 DDNS 选项下的 use（使用）启用该服务，然后输入 DDNS 服务器的地址。
- 输入在 iPOLiS 网站上注册摄像机所用的主机名。

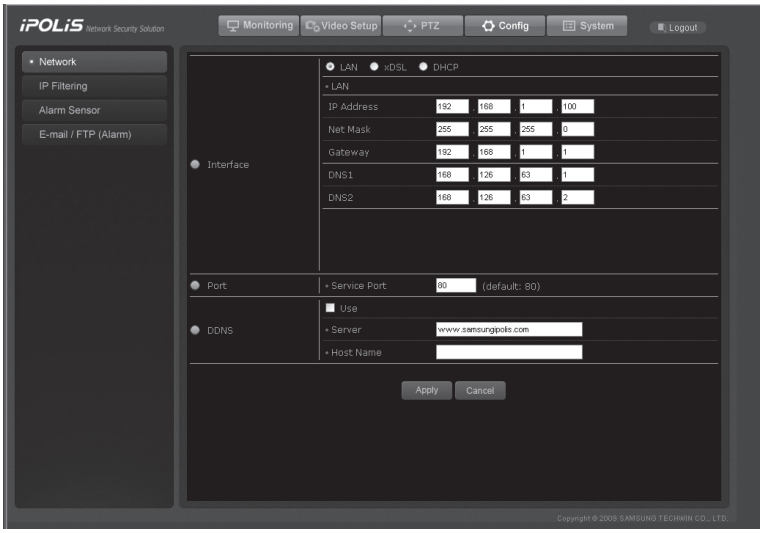

现在 SNP-3370TH/3301H 已设置好 DDNS 服务。

❍ **步骤 4）登录到 iPOLiS 网站并检查 Product List（产品列表）中摄像机的连接状态。**

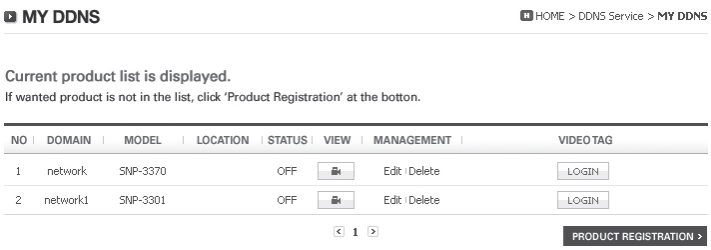

图 4-8. 产品列表

按下"Product Information（**产品信息**）"旁的 <Check（**检查**）> 以便检查已连接设备的信息。

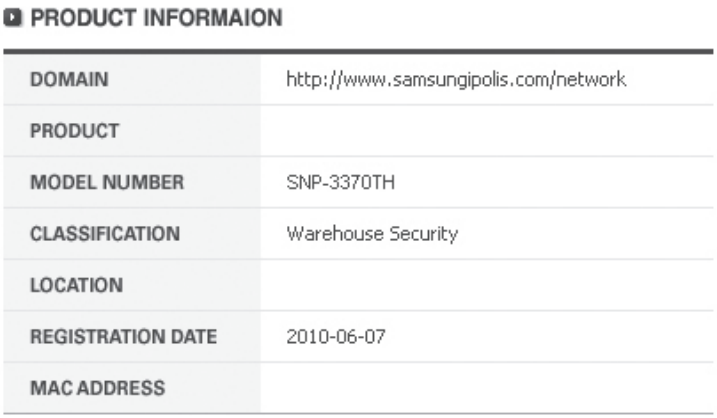

PRODUCT INFORMAION

DOMAIN	http://www.samsungipolis.com/network
PRODUCT	
MODEL NUMBER	SNP-3370TH
CLASSIFICATION	Warehouse Security
LOCATION	
REGISTRATION DATE	2010-06-07
MAC ADDRESS	

图 4-9. 产品信息

单击“View Video（查看视频）”下的 <Shortcut（快捷键）> 按钮转到选定产品的登录页面。
“Product Management（产品管理）”中的 <Modify（修改）> 和 <Delete（删除）> 可修改和删除 Product List（产品列表）上注册的设备信息。它们将移动到相应的页面，但需要输入正确的密码。
“产品 ID（域）”无法修改；必须首先删除当前的 Product ID（产品 ID）然后创建新的 ID。

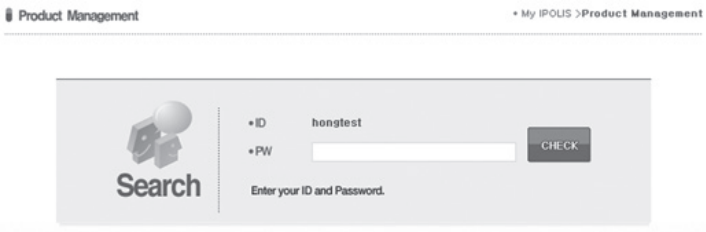

图 4-10. 删除/修改

4.2.3.2. IP 过滤

可以允许或拒绝某些 IP。

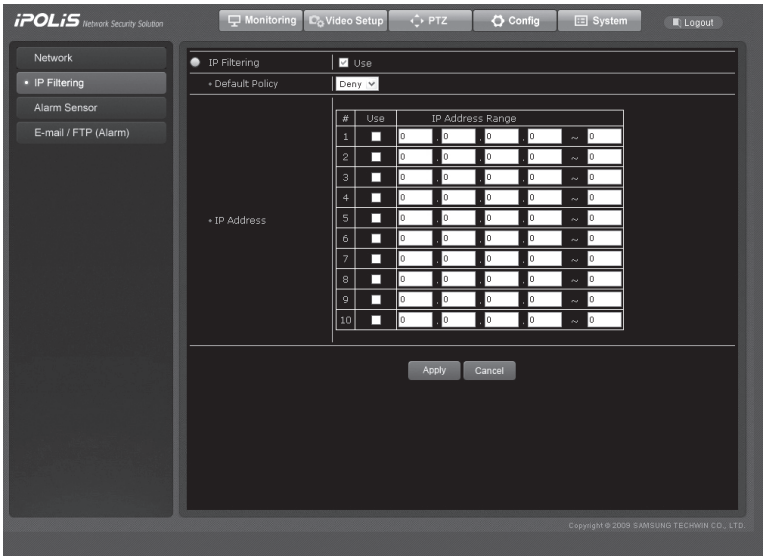

类别	说明
IP filtering	选中以启用 IP 过滤。
Default policy	确定对 Filtering Rules（过滤规则）窗格中显示的 IP 的操作。 Allow（允许）：允许 IP 连接。 Deny（拒绝）：拒绝 IP 连接。
IP Address	Use（使用）：激活复选框旁 IP 的默认策略； 选中以应用到 IP 的策略。 IP Address Range（IP 范围）：表示应用 IP Filtering（IP 过滤）的 IP 范围。 例如，192.168.30.4 ~ 100 将 IP 过滤从 192.168.30.4 应用到 192.168.30.100

注意

- 仅当单击屏幕底部的 Apply （应用）按钮时，才会保存新的设置。
  Cancel （取消）按钮取消新的设置。

4.2.3.3. 警报传感器

配置该选项可通过将传感器连接到摄像机以使用 Alarm services（警报服务）。

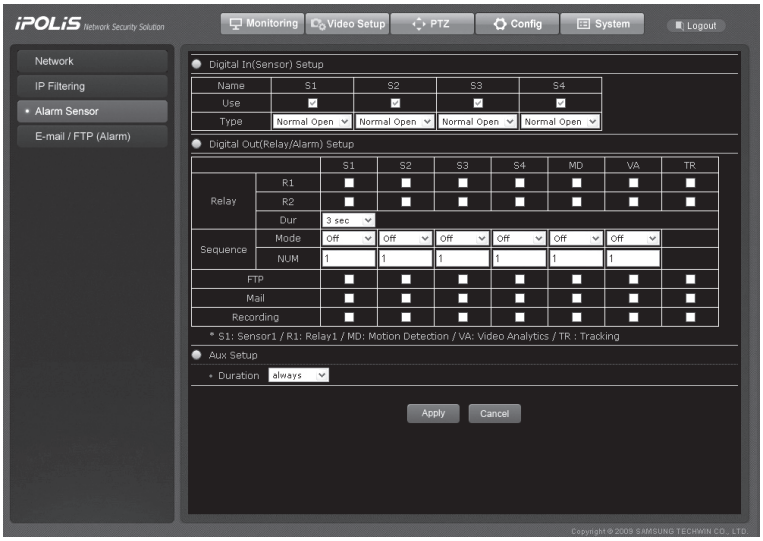

◇数字输入（传感器）设置

类别	说明
Use.	选中以使用传感器。
键入	选择已连接传感器的类型时，可选择“Normal Open（正常打开）”和“Normal Close（正常关闭）”。

※ S1：传感器 1、S2：传感器 2、S3：传感器 3、S4：传感器 4

◇数字输出（继电器/警报）设置

类别		说明
Relay		选择检测到特定事件时的数字输出（Relay1 或 Relay2）：传感器 (S1~4)、运动检测 (MD) 或视频分析 (VA)。 对于 Dur（持续时间），选择在发生事件时激活选定继电器的持续时间。
Sequence	Mode	Preset（预设）：执行 Auto Run（自动运行）以便在 NUM 窗格中预设编号。（请参考 4.2.2 PTZ 页面。）
		Swing（摆动）：在选定的摆动模式中执行自动运行。（请参考 4.2.2 PTZ 页面。）
		Group（分组）：在选定的分组模式中执行自动运行。（请参考 4.2.2 PTZ 页面。）
		Tour（浏览）：在选定的浏览搜索模式中执行自动运行。（请参考 4.2.2 PTZ 页面。）
		Trace（轨道）：在选定的轨道模式中执行自动运行。（请参考 4.2.2 PTZ 页面。）
	NUM	在预设模式中，Number（编号）用于设置预设编号。

FTP	选中以便将特定事件的信息传输到 FTP 服务器：传感器 (传感器 1~4)、运动检测 (MD) 或视频分析 (VA) Tracking(TR)。
Mail	选中以便通过电子邮件发送有关特定事件的信息：传感器 (传感器 1~4)、运动检测 (MD) 或视频分析 (VA) Tracking(TR)。
Recording	选中以便将特定事件的视频文件保存到 SD 存储卡：传感器 (传感器 1~4)、运动检测 (MD) 或视频分析 (VA) Tracking(TR)。

◇辅助设置

类别	说明
Duration	选择激活已连接辅助设备的持续时间。

注意

- 仅当单击屏幕底部的 Apply （应用）按钮时，才会保存新的设置。
  Cancel （取消）按钮取消新的设置。

4.2.3.4. 电子邮件 FTP（警报）

当警报激活时，输入 FTP 服务器和电子邮件地址的信息以便传输数据。

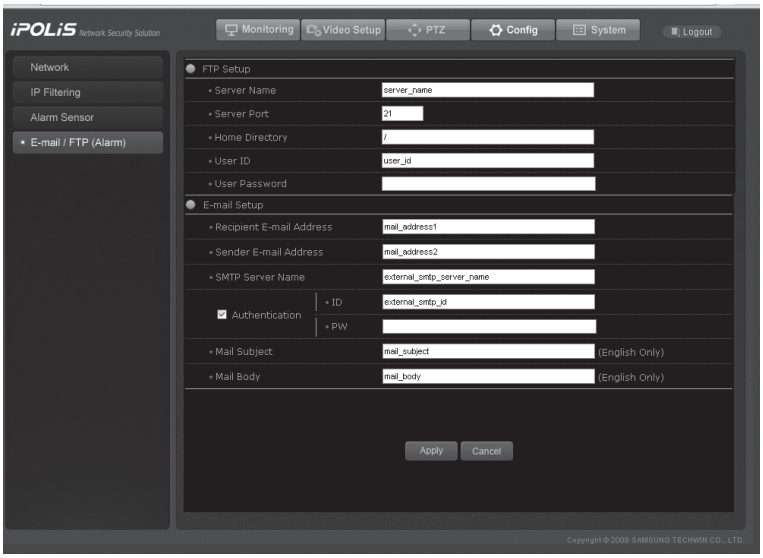

■ 电子邮件 / FTP 设置

当警报激活时，输入 FTP 服务器和电子邮件地址的信息以便传输数据。

类别		说明
FTP	Server Name	电子邮件
	Server Port	输入 FTP 服务器的端口号。
	Home Directory	输入 FTP 服务器中用于保存数据的主目录。
	User ID	输入登录 FTP 服务器的 ID。
	User Password	输入对应上面输入 ID 的密码。

E-mail	Recipient E-mail Address		输入警报激活时可传输数据的电子邮件地址。
	Sender E-mail Address		输入警报激活时可传输数据的电子邮件地址
	SMTP Server Name		如果使用电子邮件服务器，则输入该电子邮件 SMTP 服务器的名称。
	Authentication	ID	输入连接到电子邮件服务器的 ID。
		Password	输入对应上面输入 ID 的密码。
	Mail Subject		输入电子邮件主题。
	Mail Body		输入电子邮件的内容。

注意 事件发生时，JPEG 图像通过电子邮件发送或上传到 FTP 服务器。

注意

- 仅当单击屏幕底部的 Apply （应用）按钮时，才会保存新的设置。
  Cancel （取消）按钮取消新的设置。
- 这些设置不能应用到 Video Setup（视频设置）→ Streaming（流）菜单中的 Continuous Jpeg Image Transmission to FTP Server（连续 Jpeg 图像传输到 FTP 服务器）选项。

4.2.4. 系统

选择屏幕顶部的 System（系统）按钮时，将出现下面的页面。屏幕左侧的按钮移动到相关的菜单页。

4.2.4.1. 产品信息

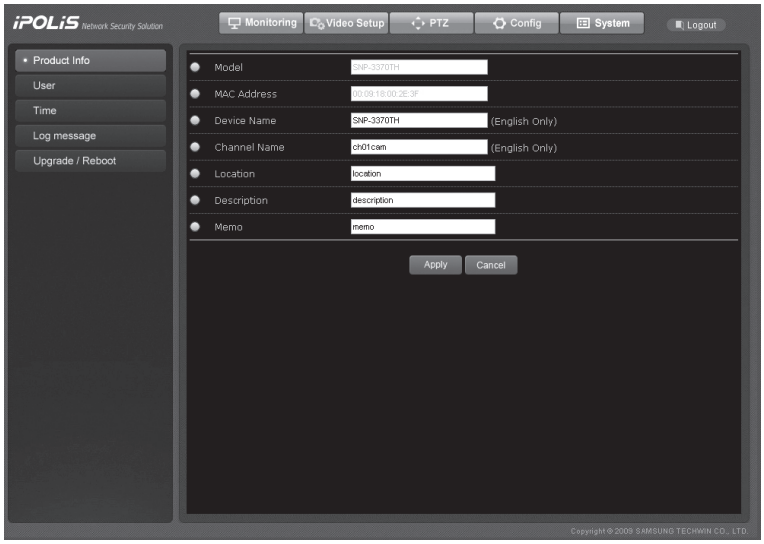

■ Product Info（产品信息）

类别	说明
Model	显示摄像机的型号。
MAC Address	显示摄像机的 MAC 地址
Device Name	使用多台摄像机时，命名摄像机以进行区别。（仅英语）
Channel Name	命名信道 1。当使用多信道设备（如视频录像机）在屏幕上播放多个视频输入时，命名信道有助于与其他信道进行区别。（仅英语）
Location	为摄像机输入安装位置。
Description	为摄像机添加**说明**。
Memo	备忘录

注意

- 仅当单击屏幕底部的 Apply （应用）按钮时，才会保存新的设置。Cancel （取消）按钮取消新的设置。

4.2.4.2. 用户

您可以在该页面上更改管理员 ID 的密码和配置用户帐户。

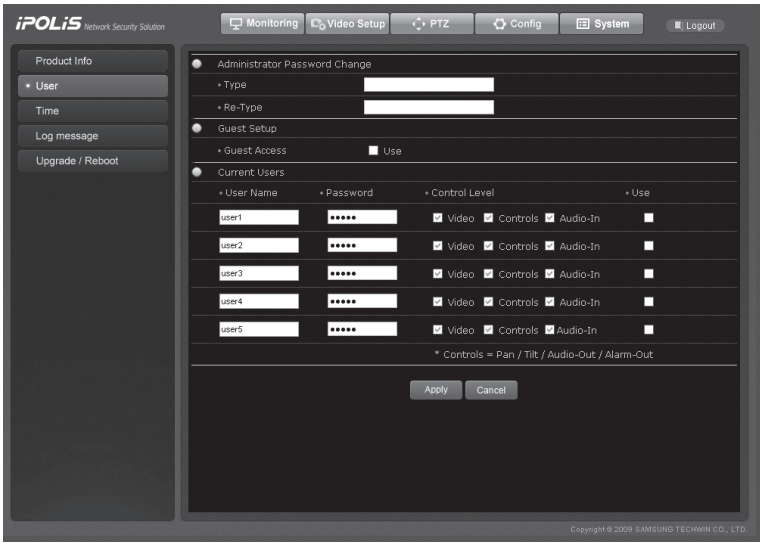

类别	说明
Administrator Password Change	更改管理员账户密码。
Guest Setup	选中或取消选中以允许访客访问主查看器；启用或禁用 Guest Access（访客访问）按钮。
Current Users	您可以添加或删除用户，并为每位用户配置权限。

■ 用户权限

[Current User（当前用户）] 菜单中可用的用户权限如下。

类别	说明
Video	允许使用视频相关的选项：压缩和分辨率
Control	允许输出音频、警报和控制摄像机 PTZ 操作
Audio-In	允许输入音频。
Use	选中以激活账户。（未选中的用户不允许登录。）

• 示例 1）要限制用户控制摄像机：取消选中 Control（控制）。

※ Pan（遥摄）、Tilt（倾斜）、Zoom（变焦）、Audio（音频）和 Alarm（警报）图标将变灰并禁用。

• 示例 2）限制用户使用视频相关的选项：取消选中 Video（视频）。

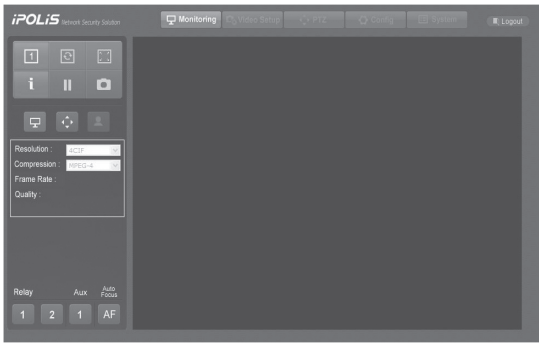

※ Compression（压缩）和 Resolution（分辨率）设置区域变灰并禁用。

注意

• 仅当单击屏幕底部的 Apply （应用）按钮时，才会保存新的设置。
Cancel （取消）按钮取消新的设置。

4.2.4.3. 时间

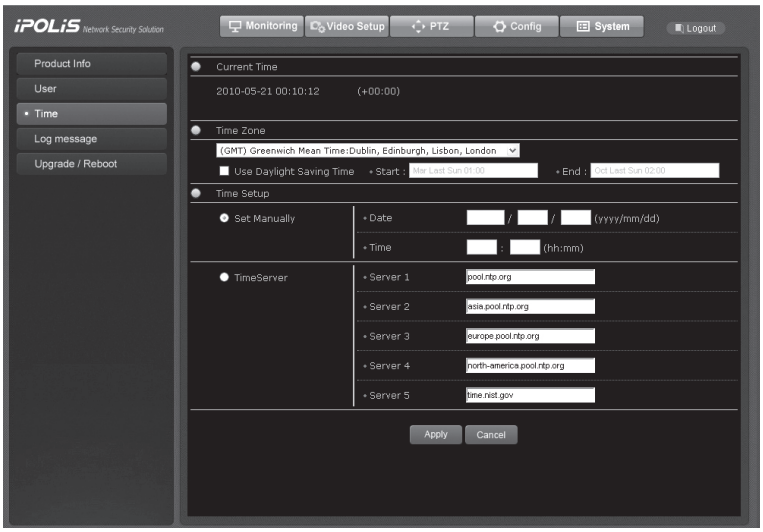

■ Current Time

显示当前时间

■ Time Zone

选择 GMT 和摄像机所在城市。
根据您的城市和国家选择是否使用 Daylight Saving Time（夏时制）以应用 DST。

■ Time Setup

类别	说明
Date	配置摄像机的当前日期。
Time	配置摄像机的当前时间。

■ Time Server

输入 NTP （网络时间协议）服务器的地址。NTP（网络时间协议）可以在连接到网络的各种设备和系统之间同步时间；NTP 客户端能够与其他服务器自动通信以调整其时间设置。如果要使用非默认的 NTP 服务器，可以将 Server1 的地址更改为 Server5。

注意

- 要使用 Set Manually（手动设置）选项更改时间，您必须填写完整所有字段。

4.2.4.4. 日志消息

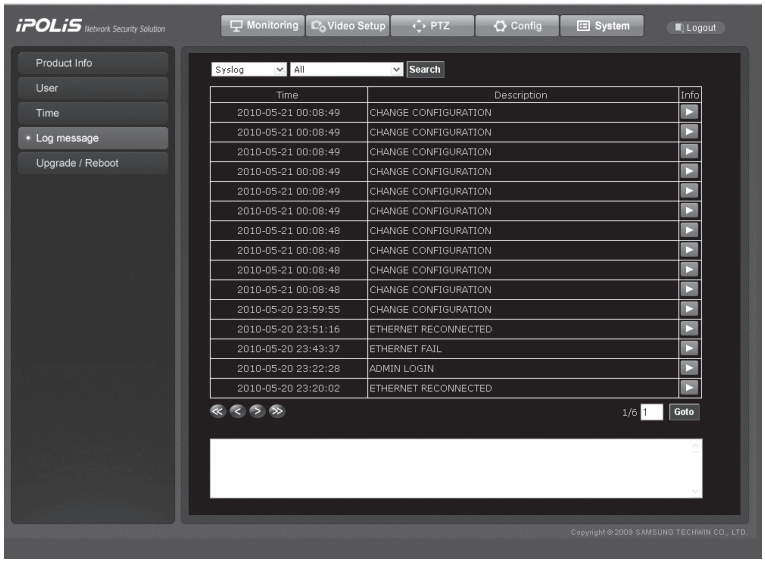

类别	说明
Syslog (System Log)	以 5 种不同**类别**显示系统日志：Device（设备）、Network（网络）、User（用户）、Configuration（配置）和 Etc（其他）。选择**类别**然后按 Search（搜索）显示日志。 选择 All（全部）显示所有关于系统日志的可用信息。
Evtlog (Event Log)	以 5 种不同**类别**显示事件日志：Motion Detection（运动检测）、Sensor Input（传感器输入）、Relay Output（继电器输出）和 Etc（其他）。选择某个**类别**然后按 Search（搜索）显示日志。选择 All（全部）显示所有关于事件日志的可用信息。
Time	当记录事件时显示时间。
Description	显示日志的**说明**。
Info	在窗口底部显示日志的详细信息。
≪	转到前一页。
<	转到下一页。
>	转到第一页。
≫	转到最后一页。
Goto	输入页面编号，然后按 Goto（转到）按钮直接转至该页面。

4.2.4.5. 升级

更新 SNP-3370TH/3301H 网络摄像机的程序。

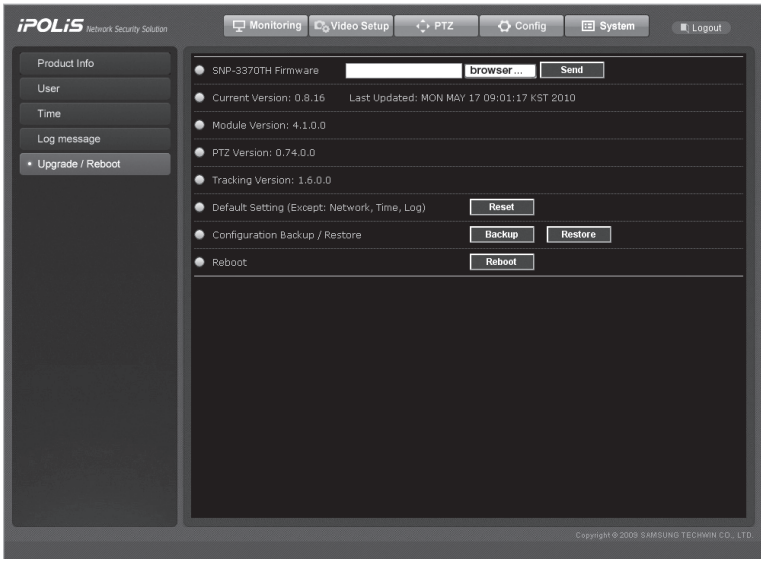

■ 系统升级配置

类别	说明
SNP-3370TH/3301H Firmware	升级网络摄像机的固件。
Current Version Last Updated	显示摄像机的当前固件版本以及上次更新的日期和时间。
Module Version	显示摄像机模块的版本。
PTZ Version	显示运动模块的版本。
Default Setting	当按下 Reset（重置）按钮时，与下面设置分离的现有数据将完全重置。 **例外** Config（配置）→Network（网络）页面设置 System（系统）→Log（日志）页面的设置 System（系统）→Time（时间）页面的设置
Configuration Backup	将当前摄像机设置保存为一个文件。
Configuration Restore	使用备份文件恢复以前的摄像机设置。
Reboot	重启摄像机。

第 5 章 故障排除

如果对本产品有任何问题，请首先查看以下信息。如果问题依旧存在，请联系您的供应商。

问题	原因及解决方案
控制器无法控制摄像机。	▶ 请确保摄像机连接到网络。
	▶ 检查 ID、协议和波特率设置。
监视器上无视频。	▶ 检查电源线到摄像机和监视器的连接是否牢固。检查是否正确连接视频电缆。参考操作手册了解系统控制器连接摄像机的信息。
	▶ 检查摄像机的固定快门速度。调整摄像机的快门菜单。
图像太暗/太亮。	▶ 检查摄像机的 Brightness（亮度）菜单。调整摄像机的亮度菜单。
监视器只显示白色图像。	▶ 检查 WDR 设置。
监控屏幕无法对焦。	▶ 检查球形外壳或摄像机镜头是否涂污。如果是，请清洁污渍。
	▶ 检查摄像机与物体及其周围环境的距离。摄像机在对焦白色背景中的物体时可能会遇到问题。
	▶ 如果摄像机无法对焦特殊物体，请将 Focus Mode（对焦模式）设置为 Manual（手动）并手动调整焦距。
	▶ 使用摄像机重设菜单将摄像机设置恢复为默认设置。
监控屏幕无法对焦。	▶ 调整 Sharpness（锐度）级别。
屏幕上出现数字噪音。	▶ 检查是否正确连接视频电缆。
	▶ 请确保电源线缆和视频线缆不超过建议最大长度。
	▶ 调整 Sharpness（锐度）级别。
监控屏幕不停闪烁。	▶ 检查摄像机是否正对荧光灯或日光。如果是，请更改摄像机的方向以避免闪烁。
屏幕上出现残留图像。	▶ 检查 Sens-Up（低照度感应）设置。
摄像机在彩色和黑白模式间频繁切换。	▶ 调整 Day & Night（白天和夜间）菜单中的 Duration（持续时间）和 Dwell Time（停留时间）。

问题	原因及解决方案
遥摄、倾斜、变焦和/或对焦不起作用。	▶ 检查电源线到摄像机和监视器的连接是否牢固。 检查是否正确连接视频电缆。 参考操作手册了解系统控制器连接摄像机的信息。
	▶ 检查是否配置 Pan Limit（遥摄限制）和/或 Tilt Limit（倾斜限制）。 如果是，请取消这些限制。
	▶ 电机或镜头可能过热。 如果发生这种情况，请联系您的服务专员或系统提供商获得帮助。
摄像机的位置与预设中定义的位置不同。	▶这种情况有可能会发生，因为电机会有 ±0.1˚ 的误差。
摄像机的序列配置不起作用。	▶ 请检查是否已配置 Preset（预设）或另一种操作模式。
	▶ 检查 Auto Refresh（自动刷新）设置。
当摄像机位于水平参考点时，图像的上方部分是黑色。	▶ 您正在查看摄像机的内部外壳； 摄像机工作正常。
摄像机突然打开或自行移动到预设位置。	▶ 检查 Auto Run（自动运行）设置。该功能命令摄像机在一段时间内没有通过控制器输入命令时自动执行预设顺序操作。
	▶ 检查 Auto Refresh（自动刷新）设置。该功能可以根据预定义的时间计划优化摄像机的线路和组件。
看不到发送到 FTP 服务器或通过电子邮件发送的视频图像。	▶ 如果计算机未安装用于解码 H.264, MPEG-4 压缩图像的 Divx 编码解码器，则可能无法正确显示图像。请下载并安装最新的 Divx 文件，然后再次查看图像。http://www.divx.com/divx/download
无法显示 SD 存储卡中保存的内容。	▶ 请确保在保存内容时没有取出存储卡。 ▶ 检查是否正确插入 SD 存储卡。 ▶ 检查 Record（拍摄）页面上显示的存储卡容量是否正确。
在本地网络无法显示产品信息。	▶ 请检查网络电缆是否正确连接。 ▶ 通过按摄像机内部的 RESET（重置）开关 5 秒，将摄像机机重置为出厂默认值，然后再次检查。

第 5 章 故障排除

问题	原因及解决方案
视频突然暂停	▶ 检查 SNP-3370TH/3301H 网络摄像机是否正确连接到网络电缆。 ▶ 当使用附加网络设备（如集线器或 IP 路由器）时，检查该设备是否工作 ▶ 打开命令提示并检查 SNP-3370TH/3301H 网络摄像机是否连接到网络。
常规电源线检查	
电源线绝缘皮损坏。 产品工作期间电源线很热。 电源线发热，弯折或拉拽电源线。	电源线损坏后仍继续使用本产品可能会导致电气或火灾危险。必须立即拔下电源插头，同时联系具备资格的服务专员或系统提供商获得帮助。

PC Requirements

Category	Recommanded Requirements
CPU	Intel Core 2 Duo E7400 or better
Main Memory	2GB or more
Video Memory	512MB or more
Display	1024 x 768 (with 32bit color) or higher / OpenGL compatible
Hard Disk	80GB or more
Operating System	Windows XP Professional / Windows Vista / Windows 7
Network	10/100 Base-T Ethernet
Internet Explore	6.0 or better
etc	DirectX 9.0 or higher

规格

Camera Specification

类别			说明
摄像机类型	彩色/黑白		彩色
图像	设备		垂直双密度隔行扫描传输 CCD
	大小		1/4 英寸
	扫描		隔行扫描
	像素	总计	NTSC : 811 x 508 / PAL : 795 x 596
		有效	NTSC : 768 x 494 / PAL : 752 x 582
扫描	水平频率	内部模式	NTSC : 15,734 Hz / PAL : 15,625 Hz
	垂直频率	内部模式	NTSC : 59.94 Hz / PAL : 50 Hz
最低景物亮度	彩色		0.7 勒克司(F1.6, 50 IRE)
	黑白		0.03 勒克司(F1.6, 50 IRE)
功能	加密区域数		8 个（矩形遮挡）
	白天/夜晚		彩色/黑白/自动（红外截止滤光片）
	宽动态		NTSC : Off/On (x128) / PAL : Off/On (x160)
	数字变焦		x1 ~ x12
	高速快门		NTSC : 1/60 ~ 1/120Ksec / PAL : 1/50 ~ 1/120Ksec, 手动
	防闪烁		防闪烁
	感光度（低速快门）		x2 ~ x256
	背光补偿		关/开（区域设置）
	自动增益		关/低/中/高
	白平衡		自动追踪白平衡/自动控制白平衡/ 手动/室内/室外
	数字降噪 (3D, SSNRII) :		关/低/中/高
	数字图像稳定器		关/开
	摄像机 ID		最多 255 个
	OSD 语言		英语
	自动跟踪		开/关
分辨率	水平		550 电视线
	垂直		350 电视线
视频输出	VBS 1.0Vp-p		是

规格

类别			说明
S/N 比率	S/N 比率		50 dB
镜头	焦距		3.5~129.5 毫米
	变焦比率		37X
	孔径比		F1.6 (广角) /F3.9 (远程)
	视角	远程	1.59˚ (水平) x 1.19˚ (垂直)
		广角	55.5˚ (水平) x 42.5˚ (垂直)
	镜头驱动类型		直流自动光圈
平移/倾斜	速度	手动平移	0.024~120˚/秒
		预设平移	500˚/秒
		手动倾斜	0.024~120˚/秒
		预设倾斜	500˚/秒
	范围	平移	0~360˚ (循环)
		倾斜	-5˚~185˚
	预设的数字		255 个
	PTZ 格式		预设、回转、分组、巡航、 跟踪、自动运行
遥控器	通信接口		RS-485/422
	协议		SAMSUNG-T/E, PELCO-P/D, Panasonic, Honeywell, AD, Vicon
环境条件	工作温度		-50˚C ~ +50˚C (内置风扇/加热器)
	湿度		相对湿度 20% 至 80% (IP66 防水)
电源	电源要求		交流 24V
	功耗		22W (加热器关) 64W (加热器开)
	LED 指示灯		是
物理规格	尺寸 (宽 x 高 x 深)	净值	331 (高) x 248 (直径) 毫米
	重量	净重	SNP-3370TH : 3.9公斤 SNP-3301H : 3.86公斤 Interface Assy : 725g
	颜色	机身	银色
	机壳		铝 (IP66)

Camera Specification

类别			说明
网络板	操作系统		嵌入式 Linux
	硬件	闪存	128MB
		RAM	256MB
		以太网	RJ-45 (10/100BASE-T)
		视频输出	VBS 1.0Vp-p
		音频	线性输入/线性输出
		SD 内存插槽	是 (SD/SDHC)
		PoE	不适用
警报	输入		4 个
	输出		2 个
视频	压缩		H.264 / MPEG4 / MJPEG 多编解码器
	分辨率	4CIF	NTSC : 704x480 / PAL : 704x576
		CIF	NTSC : 352x240 / PAL : 352x288
		QCIF	NTSC : 176x120 / PAL : 176x144
	最大帧速率		所有分辨率均为 30 (25)fps
	H.264 / MPEG4 质量		5 个级别（非常低、低、中、高和非常高）
	MJPEG 质量		5 个级别（非常低、低、中、高和非常高）
	比特率控制		仅 CBR
	流		H.264+MJPEG 或 MPEG4+MJPEG 多个流（最多 6 个流）
音频	压缩		ADPCM (8KHz)
	双向通信		是
移动探测	智能移动探测		移动探测、出现/消失探测

类别			说明
协议	IP		IPv4
	网络协议	IPv4	TCP/IP, UDP/IP, RTP(UDP), RTP(TCP), RTSP, NTP HTTP, DHCP, FTP, SMTP, ICMP, IGMP, ARP, DNS, DDNS
		IPv6	不适用
	流		单播、多播
	安全		密码保护IP 地址过滤、用户访问日志
	DDNS		支持 Samsung DDNS
连接	最大用户访问量		最多10 个用户
	用户访问级别	管理员	全部控制权限
		客户	仅现场监视
		其他用户	可单个配置的权限
事件管理	警报输入		警报之前/之后图像缓冲Image 图像录制：SD 内存 事件通知 警报输出激活 PTZ 预设移动
	智能移动探测		
	时间表		JPEG 图像传输：FTP
Web 浏览查看器(默认)	支持的操作系统		Windows XP, VISTA, 7
	支持的浏览器		Internet Explorer 6.0 或更高版本
	PTZ 控制		是
	插件		ActiveX 控制
	界面语言		英语
	软件升级		使用 Web 查看器界面
视频播放器	RTP/RTSP 流		Quicktime、VLC 播放器
视频 管理 软件			Samsung CMS 软件、第三方软件应用程序
应用程序	IP 安装		不适用

尺寸

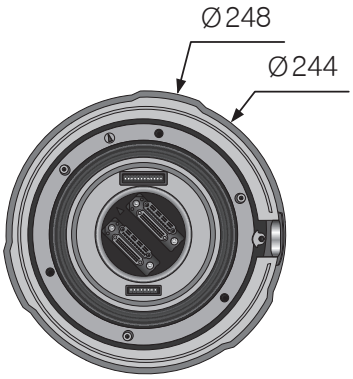

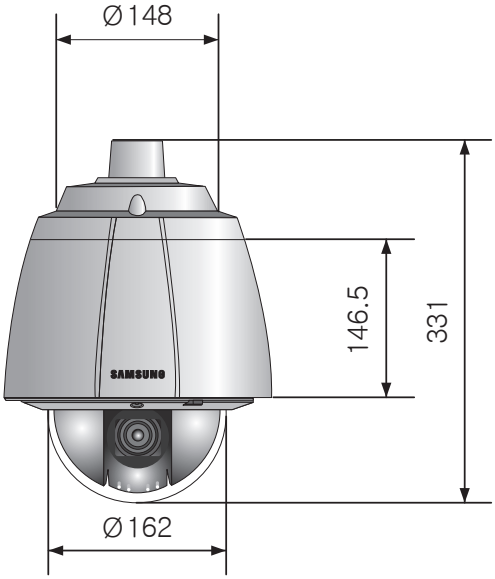

GPL/LGPL SOFTWARE LICENSE

The software included in this product contains copyrighted software that is licensed under the GPL/LGPL. You may obtain the complete Corresponding Source code from us for a period of three years after our last shipment of this product by sending email to
help.cctv@samsung.com

If you want to obtain the complete Corresponding Source code in the physical medium such as CD-ROM, the cost of physically performing source distribution might be charged.

- GPL S/W
  - Base Kernel, Busybox, Sysvinit, dosfstools
- LGPL S/W
  - gLibc, Inetutils

GNU GENERAL PUBLIC LICENSE

Version 2, June 1991
Copyright (C) 1989, 1991 Free Software Foundation, Inc.
51 Franklin Street, Fifth Floor, Boston, MA 02110-1301, USA
Everyone is permitted to copy and distribute verbatim copies of this license document, but changing it is not allowed.

Preamble

The licenses for most software are designed to take away your freedom to share and change it. By contrast, the GNU General Public License is intended to guarantee your freedom to share and change free software to make sure the software is free for all its users. This General Public License applies to most of the Free Software Foundation's software and to any other program whose authors commit to using it. (Some other Free Software Foundation software is covered by the GNU Lesser General Public License instead.) You can apply it to your programs, too.
When we speak of free software, we are referring to freedom, not price. Our General Public Licenses are designed to make sure that you have the freedom to distribute copies of free software (and charge for this service if you wish), that you receive source code or can get it if you want it, that you can change the software or use pieces of it in new free programs; and that you know you can do these things.
To protect your rights, we need to make restrictions that forbid anyone to deny you these rights or to ask you to surrender the rights. These restrictions translate to certain responsibilities for you if you distribute copies of the software, or if you modify it.
For example, if you distribute copies of such a program, whether gratis or for a fee, you must give the recipients all the rights that you have. You must make sure that they, too, receive or can get the source code. And you must show them these terms so they know their rights.
We protect your rights with two steps:
(1) copyright the software, and (2) offer you this license which gives you legal permission to copy, distribute and/or modify the software.
Also, for each author's protection and ours, we want to make certain that everyone understands that there is no warranty for this free software. If the software is modified by someone else and passed on, we want its recipients to know that what they have is not the original, so that any problems introduced by others will not reflect on the original authors' reputations. Finally, any free program is

threatened constantly by software patents. We wish to avoid the danger that redistributors of a free program will individually obtain patent licenses, in effect making the program proprietary. To prevent this, we have made it clear that any patent must be licensed for everyone's free use or not licensed at all. The precise terms and conditions for copying, distribution and modification follow.

TERMS AND CONDITIONS FOR COPYING, DISTRIBUTION AND MODIFICATION

Version 2, June 1991 Copyright (C) 1989, 1991 Free Software Foundation, Inc. 51 Franklin S

0. This License applies to any program or other work which contains a notice placed by the copyright holder saying it may be distributed under the terms of this General Public License. The "Program", below, refers to any such program or work, and a "work based on the Program" means either the Program or any derivative work under copyright law: that is to say, a work containing the Program or a portion of it, either verbatim or with modifications and/or translated into another language. (Hereinafter, translation is included without limitation in the term "modification".) Each licensee is addressed as "you". Activities other than copying, distribution and modification are not covered by this License; they are outside its scope. The act of running the Program is not restricted, and the output from the Program is covered only if its contents constitute a work based on the Program (independent of having been made by running the Program). Whether that is true depends on what the Program does.

1. You may copy and distribute verbatim copies of the Program's source code as you receive it, in any medium, provided that you conspicuously and appropriately publish on each copy an appropriate copyright notice and disclaimer of warranty; keep intact all the notices that refer to this License and to the absence of any warranty; and give any other recipients of the Program a copy of this License along with the Program.
   You may charge a fee for the physical act of transferring a copy, and you may at your option offer warranty protection in exchange for a fee.

2. You may modify your copy or copies of the Program or any portion of it, thus forming a work based on the Program, and copy and distribute such modifications or work under the terms of Section 1 above, provided that you also meet all of these conditions:

   a) You must cause the modified files to carry prominent notices stating that you changed the files and the date of any change.
   b) You must cause any work that you distribute or publish, that in whole or in part contains or is derived from the Program or any part thereof, to be licensed as a whole at no charge to all third parties under the terms of this License.
   c) If the modified program normally reads commands interactively when run, you must cause it, when started running for such interactive use in the most ordinary way, to print or display an announcement including an appropriate copyright notice and a notice that there is no warranty (or else, saying that you provide a warranty) and that users may redistribute the program under these conditions, and telling the user how to view a copy of this License. (Exception: if the Program itself is interactive but does not normally print such an announcement, your work based on the Program is not required to print an announcement.)

   These requirements apply to the modified work as a whole. If identifiable sections of that work are not derived from the Program, and can be reasonably considered independent and separate works

in themselves, then this License, and its terms, do not apply to those sections when you distribute them as separate works. But when you distribute the same sections as part of a whole which is a work based on the Program, the distribution of the whole must be on the terms of this License, whose permissions for other licensees extend to the entire whole, and thus to each and every part regardless of who wrote it.

Thus, it is not the intent of this section to claim rights or contest your rights to work written entirely by you; rather, the intent is to exercise the right to control the distribution of derivative or collective works based on the Program.

In addition, mere aggregation of another work not based on the Program with the Program (or with a work based on the Program) on a volume of a storage or distribution medium does not bring the other work under the scope of this License.

3. You may copy and distribute the Program (or a work based on it, under Section 2) in object code or executable form under the terms of Sections 1 and 2 above provided that you also do one of the following:

   a) Accompany it with the complete corresponding machine-readable source code, which must be distributed under the terms of Sections 1 and 2 above on a medium customarily used for software interchange; or,

   b) Accompany it with a written offer, valid for at least three years, to give any third party, for a charge no more than your cost of physically performing source distribution, a complete machine-readable copy of the corresponding source code, to be distributed under the terms of Sections 1 and 2 above on a medium customarily used for software interchange; or,

   c) Accompany it with the information you received as to the offer to distribute corresponding source code. (This alternative is allowed only for noncommercial distribution and only if you received the program in object code or executable form with such an offer, in accord with Subsection b above.)

The source code for a work means the preferred form of the work for making modifications to it. For an executable work, complete source code means all the source code for all modules it contains, plus any associated interface definition files, plus the scripts used to control compilation and installation of the executable. However, as a special exception, the source code distributed need not include anything that is normally distributed (in either source or binary form) with the major components (compiler, kernel, and so on) of the operating system on which the executable runs, unless that component itself accompanies the executable.

If distribution of executable or object code is made by offering access to copy from a designated place, then offering equivalent access to copy the source code from the same place counts as distribution of the source code, even though third parties are not compelled to copy the source along with the object code.

4. You may not copy, modify, sublicense, or distribute the Program except as expressly provided under this License. Any attempt otherwise to copy, modify, sublicense or distribute the Program is void, and will automatically terminate your rights under this License. However, parties who have received copies, or rights, from you under this License will not have their licenses terminated so long as such parties remain in full compliance.

5. You are not required to accept this License, since you have not signed it. However, nothing else grants you permission to modify or distribute the Program or its derivative works. These actions are prohibited

by law if you do not accept this License. Therefore, by modifying or distributing the Program (or any work based on the Program), you indicate your acceptance of this License to do so, and all its terms and conditions for copying, distributing or modifying the Program or works based on it.

6. Each time you redistribute the Program (or any work based on the Program), the recipient automatically receives a license from the original licensor to copy, distribute or modify the Program subject to these terms and conditions. You may not impose any further restrictions on the recipients' exercise of the rights granted herein. You are not responsible for enforcing compliance by third parties to this License.
7. If, as a consequence of a court judgment or allegation of patent infringement or for any other reason (not limited to patent issues), conditions are imposed on you (whether by court order, agreement or otherwise) that contradict the conditions of this License, they do not excuse you from the conditions of this License. If you cannot distribute so as to satisfy simultaneously your obligations under this License and any other pertinent obligations, then as a consequence you may not distribute the Program at all. For example, if a patent license would not permit royalty-free redistribution of the Program by all those who receive copies directly or indirectly through you, then the only way you could satisfy both it and this License would be to refrain entirely from distribution of the Program.
   If any portion of this section is held invalid or unenforceable under any particular circumstance, the balance of the section is intended to apply and the section as a whole is intended to apply in other circumstances.
   It is not the purpose of this section to induce you to infringe any patents or other property right claims or to contest validity of any such claims; this section has the sole purpose of protecting the integrity of the free software distribution system, which is implemented by public license practices. Many people have made generous contributions to the wide range of software distributed through that system in reliance on consistent application of that system; it is up to the author/donor to decide if he or she is willing to distribute software through any other system and a licensee cannot impose that choice.
   This section is intended to make thoroughly clear what is believed to be a consequence of the rest of this License.
8. If the distribution and/or use of the Program is restricted in certain countries either by patents or by copyrighted interfaces, the original copyright holder who places the Program under this License may add an explicit geographical distribution limitation excluding those countries, so that distribution is permitted only in or among countries not thus excluded. In such case, this License incorporates the limitation as if written in the body of this License.
9. The Free Software Foundation may publish revised and/or new versions of the General Public License from time to time. Such new versions will be similar in spirit to the present version, but may differ in detail to address new problems or concerns.

Each version is given a distinguishing version number. If the Program specifies a version number of this License which applies to it and "any later version", you have the option of following the terms and conditions either of that version or of any later version published by the Free Software Foundation. If the Program does not specify a version number of this License, you may choose any version ever published by the Free Software Foundation.

10. If you wish to incorporate parts of the Program into other free programs whose distribution conditions are different, write to the author to ask for permission. For software which is copyrighted by the Free Software Foundation, write to the Free Software Foundation; we sometimes make exceptions for this. Our decision will be guided by the two goals of preserving the free status of all derivatives of our free software and of promoting the sharing and reuse of software generally.

NO WARRANTY

11. BECAUSE THE PROGRAM IS LICENSED FREE OF CHARGE, THERE IS NO WARRANTY FOR THE PROGRAM, TO THE EXTENT PERMITTED BY APPLICABLE LAW. EXCEPT WHEN OTHERWISE STATED IN WRITING THE COPYRIGHT HOLDERS AND/OR OTHER PARTIES PROVIDE THE PROGRAM “AS IS” WITHOUT WARRANTY OF ANY KIND, EITHER EXPRESSED OR IMPLIED, INCLUDING, BUT NOT LIMITED TO, THE IMPLIED WARRANTIES OF MERCHANTABILITY AND FITNESS FOR A PARTICULAR PURPOSE. THE ENTIRE RISK AS TO THE QUALITY AND PERFORMANCE OF THE PROGRAM IS WITH YOU. SHOULD THE PROGRAM PROVE DEFECTIVE, YOU ASSUME THE COST OF ALL NECESSARY SERVICING, REPAIR OR CORRECTION.
12. IN NO EVENT UNLESS REQUIRED BY APPLICABLE LAW OR AGREED TO IN WRITING WILL ANY COPYRIGHT HOLDER, OR ANY OTHER PARTY WHO MAY MODIFY AND/OR REDISTRIBUTE THE PROGRAM AS PERMITTED ABOVE, BE LIABLE TO YOU FOR DAMAGES, INCLUDING ANY GENERAL, SPECIAL, INCIDENTAL OR CONSEQUENTIAL DAMAGES ARISING OUT OF THE USE OR INABILITY TO USE THE PROGRAM (INCLUDING BUT NOT LIMITED TO LOSS OF DATA OR DATA BEING RENDERED INACCURATE OR LOSSES SUSTAINED BY YOU OR THIRD PARTIES OR A FAILURE OF THE PROGRAM TO OPERATE WITH ANY OTHER PROGRAMS), EVEN IF SUCH HOLDER OR OTHER PARTY HAS BEEN ADVISED OF THE POSSIBILITY OF SUCH DAMAGES.

END OF TERMS AND CONDITIONS

How to Apply These Terms to Your New Programs

If you develop a new program, and you want it to be of the greatest possible use to the public, the best way to achieve this is to make it free software which everyone can redistribute and change under these terms.

To do so, attach the following notices to the program. It is safest to attach them to the start of each source file to most effectively convey the exclusion of warranty; and each file should have at least the “copyright” line and a pointer to where the full notice is found.

one line to give the program’s name and an idea of what it does. Copyright (C) yyyy name of author

This program is free software; you can redistribute it and/or modify it under the terms of the GNU General Public License as published by the Free Software Foundation; either version 2 of the License, or (at your option) any later version.

This program is distributed in the hope that it will be useful, but WITHOUT ANY WARRANTY; without even the implied warranty of MERCHANTABILITY or FITNESS FOR A PARTICULAR PURPOSE. See the GNU General Public License for more details.

You should have received a copy of the GNU General Public License along with this program; if not, write to the Free Software Foundation, Inc., 51 Franklin Street, Fifth Floor, Boston, MA 02110-1301, USA.

Also add information on how to contact you by
electronic and paper mail. If the program is interactive, make it output a short notice like this when it starts in an interactive mode:
Gnomovision version 69, Copyright (C) year name of author Gnomovision comes with ABSOLUTELY NO WARRANTY; for details type 'show w'. This is free software, and you are welcome to redistribute it under certain conditions; type 'show c' for details.
The hypothetical commands 'show w' and 'show c' should show the appropriate parts of the General Public License. Of course, the commands you use may be called something other than 'show w' and 'show c'; they could even be mouse-clicks or menu items-¬whatever suits your program.
You should also get your employer (if you work as a programmer) or your school, if any, to sign a "copyright disclaimer" for the program, if necessary. Here is a sample; alter the names:
Yoyodyne, Inc., hereby disclaims all copyright interest in the program 'Gnomovision' (which makes passes at compilers) written by James Hacker.

signature of Ty Coon, 1 April 1989 Ty Coon, President of Vice This General Public License does not permit
incorporating your program into proprietary programs. If your program is a subroutine library, you may consider it more useful to permit linking proprietary applications with the library. If this is what you want to do, use the GNU Lesser General Public License instead of this License.

GNU GENERAL PUBLIC LICENSE

Version 3, 29 June 2007
Copyright © 2007 Free Software Foundation, Inc. <http://fsf.org/> Everyone is permitted to copy and distribute verbatim
copies of this license document, but changing it is not allowed.

Preamble

The GNU General Public License is a free, copyleft
license for software and other kinds of works. The licenses for most software and other practical works are designed to take away your freedom to share and change the works. By contrast, the GNU General Public License is intended to guarantee your freedom to share and change all versions of a program--to make sure it remains free software for all its users. We, the Free Software Foundation, use the GNU General Public License for most of our software; it applies also to any other work released this way by its authors. You can apply it to your programs, too.
When we speak of free software, we are referring to freedom, not price. Our General Public Licenses are designed to make sure that you have the freedom to distribute copies of free software (and charge for them if you wish), that you receive source code or can get it if you want it, that you can change the software or use pieces of it in new free programs, and that you know you can do these things.
To protect your rights, we need to prevent others from denying you these rights or asking you to surrender the rights. Therefore, you have certain responsibilities if you distribute copies of the software, or if you modify it: responsibilities to respect the freedom of others.

For example, if you distribute copies of such a program, whether gratis or for a fee, you must pass on to the recipients the same freedoms that you received. You must make sure that they, too, receive or can get the source code. And you must show them these terms so they know their rights.
Developers that use the GNU GPL protect your rights with two steps: (1) assert copyright on the software, and (2) offer you this License giving you legal permission to copy, distribute and/or modify it.

For the developers' and authors' protection, the GPL clearly explains that there is no warranty for this free software. For both users' and authors' sake, the GPL requires that modified versions be marked as changed, so that their problems will not be attributed erroneously to authors of previous versions.
Some devices are designed to deny users access to install or run modified versions of the software inside them, although the manufacturer can do so. This is fundamentally incompatible with the aim of protecting users' freedom to change the software. The systematic pattern of such abuse occurs in the area of products for individuals to use, which is precisely where it is most unacceptable. Therefore, we have designed this version of the GPL to prohibit the practice for those products. If such problems arise substantially in other domains, we stand ready to extend this provision to those domains in future versions of the GPL, as needed to protect the freedom of users.
Finally, every program is threatened constantly by software patents. States should not allow patents to restrict development and use of software on general-purpose computers, but in those that do, we wish to avoid the special danger that patents applied to a free program could make it effectively proprietary. To prevent this, the GPL assures that patents cannot be used to render the program non-free.
The precise terms and conditions for copying, distribution and modification follow.

TERMS AND CONDITIONS

0. Definitions.
“This License” refers to version 3 of the GNU General Public License.
“Copyright” also means copyright-like laws that apply to other kinds of works, such as semiconductor masks.
“The Program” refers to any copyrightable work licensed under this License. Each licensee is addressed as “you”. “Licensees” and “recipients” may be individuals or organizations.
To “modify” a work means to copy from or adapt all or part of the work in a fashion requiring copyright permission, other than the making of an exact copy. The resulting work is called a “modified version” of the earlier work or a work “based on” the earlier work.
A “covered work” means either the unmodified Program or a work based on the Program.
To “propagate” a work means to do anything with it that, without permission, would make you directly or secondarily liable for infringement under applicable copyright law, except executing it on a computer or modifying a private copy. Propagation includes copying, distribution (with or without modification), making available to the public, and in some countries other activities as well.
To “convey” a work means any kind of propagation that enables other parties to make or receive copies. Mere interaction with a user through a computer network, with no transfer of a copy, is not conveying.
An interactive user interface displays “Appropriate Legal Notices” to the extent that it includes a convenient and prominently visible feature that (1) displays an appropriate copyright notice, and (2) tells the user that there is no warranty for the work (except to the extent that warranties are provided), that

licensees may convey the work under this License, and how to view a copy of this License. If the interface presents a list of user commands or options, such as a menu, a prominent item in the list meets this criterion.

1. Source Code.

The “source code” for a work means the preferred form of the work for making modifications to it. “Object code” means any non-source form of a work.

A “Standard Interface” means an interface that either is an official standard defined by a recognized standards body, or, in the case of interfaces specified for a particular programming language, one that is widely used among developers working in that language.

The “System Libraries” of an executable work include anything, other than the work as a whole, that (a) is included in the normal form of packaging a Major Component, but which is not part of that Major Component, and (b) serves only to enable use of the work with that Major Component, or to implement a Standard Interface for which an implementation is available to the public in source code form. A “Major Component”, in this context, means a major essential component (kernel, window system, and so on) of the specific operating system (if any) on which the executable work runs, or a compiler used to produce the work, or an object code interpreter used to run it.

The “Corresponding Source” for a work in object code form means all the source code needed to generate, install, and (for an executable work) run the object code and to modify the work, including scripts to control those activities. However, it does not include the work's System Libraries, or general-purpose tools or generally available free programs which are used unmodified in performing those activities but which are not part of the work. For example, Corresponding Source includes interface definition files associated with source files for the work, and the source code for shared libraries and dynamically linked subprograms that the work is specifically designed to require, such as by intimate data communication or control flow between those subprograms and other parts of the work.

The Corresponding Source need not include anything that users can regenerate automatically from other parts of the Corresponding Source.

The Corresponding Source for a work in source code form is that same work.

2. Basic Permissions.

All rights granted under this License are granted for the term of copyright on the Program, and are irrevocable provided the stated conditions are met. This License explicitly affirms your unlimited permission to run the unmodified Program. The output from running a covered work is covered by this License only if the output, given its content, constitutes a covered work. This License acknowledges your rights of fair use or other equivalent, as provided by copyright law.

You may make, run and propagate covered works that you do not convey, without conditions so long as your license otherwise remains in force. You may convey covered works to others for the sole purpose of having them make modifications exclusively for you, or provide you with facilities for running those works, provided that you comply with the terms of this License in conveying all material for which you do not control copyright. Those thus making or running the covered works for you must do so exclusively on your behalf, under your direction and control, on terms that prohibit them from making any copies of your copyrighted material outside their relationship with you.

Conveying under any other circumstances is permitted solely under the conditions stated below. Sublicensing is not allowed; section 10 makes it unnecessary.

3. Protecting Users' Legal Rights From Anti-Circumvention Law.

No covered work shall be deemed part of an effective technological measure under any applicable law fulfilling obligations under article 11 of the WIPO copyright treaty adopted on 20 December 1996, or similar laws prohibiting or restricting circumvention of such measures.

When you convey a covered work, you waive any legal power to forbid circumvention of technological measures to the extent such circumvention is effected by exercising rights under this License with respect to the covered work, and you disclaim any intention to limit operation or modification of the work as a means of enforcing, against the work's users, your or third parties' legal rights to forbid circumvention of technological measures.

4. Conveying Verbatim Copies.

You may convey verbatim copies of the Program's source code as you receive it, in any medium, provided that you conspicuously and appropriately publish on each copy an appropriate copyright notice; keep intact all notices stating that this License and any non-permissive terms added in accord with section 7 apply to the code; keep intact all notices of the absence of any warranty; and give all recipients a copy of this License along with the Program.

You may charge any price or no price for each copy that you convey, and you may offer support or warranty protection for a fee.

5. Conveying Modified Source Versions.

You may convey a work based on the Program, or the modifications to produce it from the Program, in the form of source code under the terms of section 4, provided that you also meet all of these conditions:

a) The work must carry prominent notices stating that you modified it, and giving a relevant date.
b) The work must carry prominent notices stating that it is released under this License and any conditions added under section 7. This requirement modifies the requirement in section 4 to “keep intact all notices”.
c) You must license the entire work, as a whole, under this License to anyone who comes into possession of a copy. This License will therefore apply, along with any applicable section 7 additional terms, to the whole of the work, and all its parts, regardless of how they are packaged. This License gives no permission to license the work in any other way, but it does not invalidate such permission if you have separately received it.
d) If the work has interactive user interfaces, each must display Appropriate Legal Notices; however, if the Program has interactive interfaces that do not display Appropriate Legal Notices, your work need not make them do so.

A compilation of a covered work with other separate and independent works, which are not by their nature extensions of the covered work, and which are not combined with it such as to form a larger program, in or on a volume of a storage or distribution medium, is called an “aggregate” if the compilation and its resulting copyright are not used to limit the access or legal rights of the compilation's users beyond what the individual works permit. Inclusion of a covered work in an aggregate does not

cause this License to apply to the other parts of the aggregate.

6. Conveying Non-Source Forms.

You may convey a covered work in object code form under the terms of sections 4 and 5, provided that you also convey the machine-readable Corresponding Source under the terms of this License, in one of these ways:

a) Convey the object code in, or embodied in, a physical product (including a physical distribution medium), accompanied by the Corresponding Source fixed on a durable physical medium customarily used for software interchange.

b) Convey the object code in, or embodied in, a physical product (including a physical distribution medium), accompanied by a written offer, valid for at least three years and valid for as long as you offer spare parts or customer support for that product model, to give anyone who possesses the object code either (1) a copy of the Corresponding Source for all the software in the product that is covered by this License, on a durable physical medium customarily used for software interchange, for a price no more than your reasonable cost of physically performing this conveying of source, or (2) access to copy the Corresponding Source from a network server at no charge.

c) Convey individual copies of the object code with a copy of the written offer to provide the corresponding Source. This alternative is allowed only occasionally and noncommercially, and only if you received the object code with such an offer, in accord with subsection 6b.

d) Convey the object code by offering access from a designated place (gratis or for a charge), and offer equivalent access to the Corresponding Source in the same way through the same place at no further charge. You need not require recipients to copy the Corresponding Source along with the object code. If the place to copy the object code is a network server, the Corresponding Source may be on a different server (operated by you or a third party) that supports equivalent copying facilities, provided you maintain clear directions next to the object code saying where to find the Corresponding Source. Regardless of what server hosts the Corresponding Source, you remain obligated to ensure that it is available for as long as needed to satisfy these requirements.

e) Convey the object code using peer-to-peer transmission, provided you inform other peers where the object code and Corresponding Source of the work are being offered to the general public at no charge under subsection 6d.

A separable portion of the object code, whose source code is excluded from the Corresponding Source as a System Library, need not be included in conveying the object code work.

A “User Product” is either (1) a “consumer product”, which means any tangible personal property which is normally used for personal, family, or household purposes, or (2) anything designed or sold for incorporation into a dwelling. In determining whether a product is a consumer product, doubtful cases shall be resolved in favor of coverage. For a particular product received by a particular user, “normally used” refers to a typical or common use of that class of product, regardless of the status of the particular user or of the way in which the particular user actually uses, or expects or is expected to use, the product. A product is a consumer product regardless of whether the product has substantial commercial, industrial or non-consumer uses, unless such uses represent the only significant mode of use of the product.

“Installation Information” for a User Product means any methods, procedures, authorization keys, or other

information required to install and execute modified versions of a covered work in that User Product from a modified version of its Corresponding Source. The information must suffice to ensure that the continued functioning of the modified object code is in no case prevented or interfered with solely because modification has been made.

If you convey an object code work under this section in, or with, or specifically for use in, a User Product, and the conveying occurs as part of a transaction in which the right of possession and use of the User Product is transferred to the recipient in perpetuity or for a fixed term (regardless of how the transaction is characterized), the Corresponding Source conveyed under this section must be accompanied by the Installation Information. But this requirement does not apply if neither you nor any third party retains the ability to install modified object code on the User Product (for example, the work has been installed in ROM).

The requirement to provide Installation Information does not include a requirement to continue to provide support service, warranty, or updates for a work that has been modified or installed by the recipient, or for the User Product in which it has been modified or installed. Access to a network may be denied when the modification itself materially and adversely affects the operation of the network or violates the rules and protocols for communication across the network.

Corresponding Source conveyed, and Installation Information provided, in accord with this section must be in a format that is publicly documented (and with an implementation available to the public in source code form), and must require no special password or key for unpacking, reading or copying.

7. Additional Terms.

"Additional permissions" are terms that supplement the terms of this License by making exceptions from one or more of its conditions. Additional permissions that are applicable to the entire Program shall be treated as though they were included in this License, to the extent that they are valid under applicable law. If additional permissions apply only to part of the Program, that part may be used separately under those permissions, but the entire Program remains governed by this License without regard to the additional permissions.

When you convey a copy of a covered work, you may at your option remove any additional permissions from that copy, or from any part of it. (Additional permissions may be written to require their own removal in certain cases when you modify the work.) You may place additional permissions on material, added by you to a covered work, for which you have or can give appropriate copyright permission.

Notwithstanding any other provision of this License, for material you add to a covered work, you may (if authorized by the copyright holders of that material) supplement the terms of this License with terms:

a) Disclaiming warranty or limiting liability differently from the terms of sections 15 and 16 of this License; or
b) Requiring preservation of specified reasonable legal notices or author attributions in that material or in the Appropriate Legal Notices displayed by works containing it; or
c) Prohibiting misrepresentation of the origin of that material, or requiring that modified versions of such material be marked in reasonable ways as different from the original version; or
d) Limiting the use for publicity purposes of names of licensors or authors of the material; or
e) Declining to grant rights under trademark law for use of some trade names, trademarks, or service marks; or

f) Requiring indemnification of licensors and authors of that material by anyone who conveys the material (or modified versions of it) with contractual assumptions of liability to the recipient, for any liability that these contractual assumptions directly impose on those licensors and authors.

All other non-permissive additional terms are considered “further restrictions” within the meaning of section 10. If the Program as you received it, or any part of it, contains a notice stating that it is governed by this License along with a term that is a further restriction, you may remove that term. If a license document contains a further restriction but permits relicensing or conveying under this License, you may add to a covered work material governed by the terms of that license document, provided that the further restriction does not survive such relicensing or conveying.

If you add terms to a covered work in accord with this section, you must place, in the relevant source files, a statement of the additional terms that apply to those files, or a notice indicating where to find the applicable terms.

Additional terms, permissive or non-permissive, may be stated in the form of a separately written license, or stated as exceptions; the above requirements apply either way.

8. Termination.

You may not propagate or modify a covered work except as expressly provided under this License. Any attempt otherwise to propagate or modify it is void, and will automatically terminate your rights under this License (including any patent licenses granted under the third paragraph of section 11).

However, if you cease all violation of this License, then your license from a particular copyright holder is reinstated (a) provisionally, unless and until the copyright holder explicitly and finally terminates your license, and (b) permanently, if the copyright holder fails to notify you of the violation by some reasonable means prior to 60 days after the cessation.

Moreover, your license from a particular copyright holder is reinstated permanently if the copyright holder notifies you of the violation by some reasonable means, this is the first time you have received notice of violation of this License (for any work) from that copyright holder, and you cure the violation prior to 30 days after your receipt of the notice.

Termination of your rights under this section does not terminate the licenses of parties who have received copies or rights from you under this License. If your rights have been terminated and not permanently reinstated, you do not qualify to receive new licenses for the same material under section 10.

9. Acceptance Not Required for Having Copies.

You are not required to accept this License in order to receive or run a copy of the Program. Ancillary propagation of a covered work occurring solely as a consequence of using peer-to-peer transmission to receive a copy likewise does not require acceptance. However, nothing other than this License grants you permission to propagate or modify any covered work. These actions infringe copyright if you do not accept this License. Therefore, by modifying or propagating a covered work, you indicate your acceptance of this License to do so.

10. Automatic Licensing of Downstream Recipients.

Each time you convey a covered work, the recipient automatically receives a license from the original licensors, to run, modify and propagate that work, subject to this License. You are not responsible for enforcing compliance by third parties with this License.

An “entity transaction” is a transaction transferring control of an organization, or substantially all assets of one, or subdividing an organization, or merging organizations. If propagation of a covered work results from an entity transaction, each party to that transaction who receives a copy of the work also receives whatever licenses to the work the party's predecessor in interest had or could give under the previous paragraph, plus a right to possession of the Corresponding Source of the work from the predecessor in interest, if the predecessor has it or can get it with reasonable efforts.
You may not impose any further restrictions on the exercise of the rights granted or affirmed under this License. For example, you may not impose a license fee, royalty, or other charge for exercise of rights granted under this License, and you may not initiate litigation (including a cross-claim or counterclaim in a lawsuit) alleging that any patent claim is infringed by making, using, selling, offering for sale, or importing the Program or any portion of it.

11. Patents.

A “contributor” is a copyright holder who authorizes use under this License of the Program or a work on which the Program is based. The work thus licensed is called the contributor's “contributor version”.
A contributor's “essential patent claims” are all patent claims owned or controlled by the contributor, whether already acquired or hereafter acquired, that would be infringed by some manner, permitted by this License, of making, using, or selling its contributor version, but do not include claims that would be infringed only as a consequence of further modification of the contributor version. For purposes of this definition, “control” includes the right to grant patent sublicenses in a manner consistent with the requirements of this License.
Each contributor grants you a non-exclusive, worldwide, royalty-free patent license under the contributor's essential patent claims, to make, use, sell, offer for sale, import and otherwise run, modify and propagate the contents of its contributor version.
In the following three paragraphs, a “patent license” is any express agreement or commitment, however denominated, not to enforce a patent (such as an express permission to practice a patent or covenant not to sue for patent infringement). To “grant” such a patent license to a party means to make such an agreement or commitment not to enforce a patent against the party.
If you convey a covered work, knowingly relying on a patent license, and the Corresponding Source of the work is not available for anyone to copy, free of charge and under the terms of this License, through a publicly available network server or other readily accessible means, then you must either (1) cause the Corresponding Source to be so available, or (2) arrange to deprive yourself of the benefit of the patent license for this particular work, or (3) arrange, in a manner consistent with the requirements of this License, to extend the patent license to downstream recipients. “Knowingly relying” means you have actual knowledge that, but for the patent license, your conveying the covered work in a country, or your recipient's use of the covered work in a country, would infringe one or more identifiable patents in that country that you have reason to believe are valid.
If, pursuant to or in connection with a single transaction or arrangement, you convey, or propagate by procuring conveyance of, a covered work, and grant a patent license to some of the parties receiving the covered work authorizing them to use, propagate, modify or convey a specific copy of the covered work, then the patent license you grant is automatically extended to all recipients of the covered work and works

based on it.
A patent license is “discriminatory” if it does not include within the scope of its coverage, prohibits the exercise of, or is conditioned on the non-exercise of one or more of the rights that are specifically granted under this License. You may not convey a covered work if you are a party to an arrangement with a third party that is in the business of distributing software, under which you make payment to the third party based on the extent of your activity of conveying the work, and under which the third party grants, to any of the parties who would receive the covered work from you, a discriminatory patent license

(a) in connection with copies of the covered work conveyed by you (or copies made from those copies), or
(b) primarily for and in connection with specific products or compilations that contain the covered work, unless you entered into that arrangement, or that patent license was granted, prior to 28 March 2007.

Nothing in this License shall be construed as excluding or limiting any implied license or other defenses to infringement that may otherwise be available to you under applicable patent law.

12. No Surrender of Others' Freedom.
If conditions are imposed on you (whether by court order, agreement or otherwise) that contradict the conditions of this License, they do not excuse you from the conditions of this License. If you cannot convey a covered work so as to satisfy simultaneously your obligations under this License and any other pertinent obligations, then as a consequence you may not convey it at all. For example, if you agree to terms that obligate you to collect a royalty for further conveying from those to whom you convey the Program, the only way you could satisfy both those terms and this License would be to refrain entirely from conveying the Program.

13. Use with the GNU Affero General Public License.
Notwithstanding any other provision of this License, you have permission to link or combine any covered work with a work licensed under version 3 of the GNU Affero General Public License into a single combined work, and to convey the resulting work. The terms of this License will continue to apply to the part which is the covered work, but the special requirements of the GNU Affero General Public License, section 13, concerning interaction through a network will apply to the combination as such.

14. Revised Versions of this License.
The Free Software Foundation may publish revised and/ or new versions of the GNU General Public License from time to time. Such new versions will be similar in spirit to the present version, but may differ in detail to address new problems or concerns.
Each version is given a distinguishing version number. If the Program specifies that a certain numbered version of the GNU General Public License “or any later version” applies to it, you have the option of following the terms and conditions either of that numbered version or of any later version published by the Free Software Foundation. If the Program does not specify a version number of the GNU General Public License, you may choose any version ever published by the Free Software Foundation.
If the Program specifies that a proxy can decide which future versions of the GNU General Public License can be used, that proxy's public statement of acceptance of a version permanently authorizes you to choose that version for the Program.
Later license versions may give you additional or different permissions. However, no additional obligations

are imposed on any author or copyright holder as a result of your choosing to follow a later version.

15. Disclaimer of Warranty.
THERE IS NO WARRANTY FOR THE PROGRAM, TO THE EXTENT PERMITTED BY APPLICABLE LAW. EXCEPT WHEN OTHERWISE STATED IN WRITING THE COPYRIGHT HOLDERS AND/OR OTHER PARTIES PROVIDE THE PROGRAM “AS IS” WITHOUT WARRANTY OF ANY KIND, EITHER EXPRESSED OR IMPLIED, INCLUDING, BUT NOT LIMITED TO, THE IMPLIED WARRANTIES OF MERCHANTABILITY AND FITNESS FOR A PARTICULAR PURPOSE. THE ENTIRE RISK AS TO THE QUALITY AND PERFORMANCE OF THE PROGRAM IS WITH YOU. SHOULD THE PROGRAM PROVE DEFECTIVE, YOU ASSUME THE COST OF ALL NECESSARY SERVICING, REPAIR OR CORRECTION.

16. Limitation of Liability.
IN NO EVENT UNLESS REQUIRED BY APPLICABLE LAW OR AGREED TO IN WRITING WILL ANY COPYRIGHT HOLDER, OR ANY OTHER PARTY WHO MODIFIES AND/OR CONVEYS THE PROGRAM AS PERMITTED ABOVE, BE LIABLE TO YOU FOR DAMAGES, INCLUDING ANY GENERAL, SPECIAL, INCIDENTAL OR CONSEQUENTIAL DAMAGES ARISING OUT OF THE USE OR INABILITY TO USE THE PROGRAM (INCLUDING BUT NOT LIMITED TO LOSS OF DATA OR DATA BEING RENDERED INACCURATE OR LOSSES SUSTAINED BY YOU OR THIRD PARTIES OR A FAILURE OF THE PROGRAM TO OPERATE WITH ANY OTHER PROGRAMS), EVEN IF SUCH HOLDER OR OTHER PARTY HAS BEEN ADVISED OF THE POSSIBILITY OF SUCH DAMAGES.

17. Interpretation of Sections 15 and 16.
If the disclaimer of warranty and limitation of liability provided above cannot be given local legal effect according to their terms, reviewing courts shall apply local law that most closely approximates an absolute waiver of all civil liability in connection with the Program, unless a warranty or assumption of liability accompanies a copy of the Program in return for a fee.
END OF TERMS AND CONDITIONS

GNU LESSER GENERAL PUBLIC LICENSE

Version 2.1, February 1999
Copyright (C) 1991, 1999 Free Software Foundation, Inc. 51 Franklin Street, Fifth Floor, Boston, MA 02110-1301
USA Everyone is permitted to copy and distribute verbatim copies of this license document, but changing it is not allowed.
[This is the first released version of the Lesser GPL. It also counts as the successor of the GNU Library Public License, version 2, hence the version number 2.1.]

Preamble

The licenses for most software are designed to take away your freedom to share and change it. By contrast, the GNU General Public Licenses are intended to guarantee your freedom to share and change free software to make sure the software is free for all its users.
This license, the Lesser General Public License, applies to some specially designated software packages-¬typically libraries--of the Free Software Foundation and other authors who decide to use it.

You can use it too, but we suggest you first think carefully about whether this license or the ordinary General Public License is the better strategy to use in any particular case, based on the explanations below.

When we speak of free software, we are referring to freedom of use, not price. Our General Public Licenses are designed to make sure that you have the freedom to distribute copies of free software (and charge for this service if you wish); that you receive source code or can get it if you want it; that you can change the software and use pieces of it in new free programs; and that you are informed that you can do these things.

To protect your rights, we need to make restrictions that forbid distributors to deny you these rights or to ask you to surrender these rights. These restrictions translate to certain responsibilities for you if you distribute copies of the library or if you modify it.

For example, if you distribute copies of the library, whether gratis or for a fee, you must give the recipients all the rights that we gave you. You must make sure that they, too, receive or can get the source code. If you link other code with the library, you must provide complete object files to the recipients, so that they can relink them with the library after making changes to the library and recompiling it. And you must show them these terms so they know their rights.

We protect your rights with a two-step method: (1) we copyright the library, and (2) we offer you this license, which gives you legal permission to copy, distribute and/or modify the library.

To protect each distributor, we want to make it very clear that there is no warranty for the free library. Also, if the library is modified by someone else and passed on, the recipients should know that what they have is not the original version, so that the original author's reputation will not be affected by problems that might be introduced by others.

Finally, software patents pose a constant threat to the existence of any free program. We wish to make sure that a company cannot effectively restrict the users of a free program by obtaining a restrictive license from a patent holder. Therefore, we insist that any patent license obtained for a version of the library must be consistent with the full freedom of use specified in this license.

Most GNU software, including some libraries, is covered by the ordinary GNU General Public License. This license, the GNU Lesser General Public License, applies to certain designated libraries, and is quite different from the ordinary General Public License. We use this license for certain libraries in order to permit linking those libraries into non-free programs.

When a program is linked with a library, whether statically or using a shared library, the combination of the two is legally speaking a combined work, a derivative of the original library. The ordinary General Public License therefore permits such linking only if the entire combination fits its criteria of freedom. The Lesser General Public License permits more lax criteria for linking other code with the library.

We call this license the "Lesser" General Public License because it does Less to protect the user's freedom than the ordinary General Public License. It also provides other free software developers Less of an advantage over competing non-free programs. These disadvantages are the reason we use the ordinary General Public License for many libraries. However, the Lesser license provides advantages in certain special circumstances.

For example, on rare occasions, there may be a special need to encourage the widest possible use of a certain library, so that it becomes a de-facto standard. To achieve this, non-free programs must be

allowed to use the library. A more frequent case is that a free library does the same job as widely used non-free libraries. In this case, there is little to gain by limiting the free library to free software only, so we use the Lesser General Public License.
In other cases, permission to use a particular library in non-free programs enables a greater number of people to use a large body of free software. For example, permission to use the GNU C Library in non-free programs enables many more people to use the whole GNU operating system, as well as its variant, the GNU/ Linux operating system.
Although the Lesser General Public License is Less protective of the users' freedom, it does ensure that the user of a program that is linked with the Library has the freedom and the wherewithal to run that program using a modified version of the Library.
The precise terms and conditions for copying, distribution and modification follow. Pay close attention to the difference between a "work based on the library" and a "work that uses the library". The former contains code derived from the library, whereas the latter must be combined with the library in order to run.

TERMS AND CONDITIONS FOR COPYING, DISTRIBUTION AND MODIFICATION

0. This License Agreement applies to any software library or other program which contains a notice placed by the copyright holder or other authorized party saying it may be distributed under the terms of this Lesser General Public License (also called "this License"). Each licensee is addressed as "you".
   A "library" means a collection of software functions and/ or data prepared so as to be conveniently linked with application programs (which use some of those functions and data) to form executables.
   The "Library", below, refers to any such software library or work which has been distributed under these terms. A "work based on the Library" means either the Library or any derivative work under copyright law: that is to say, a work containing the Library or a portion of it, either verbatim or with modifications and/or translated straightforwardly into another language. (Hereinafter, translation is included without limitation in the term "modification".)
   "Source code" for a work means the preferred form of the work for making modifications to it. For a library, complete source code means all the source code for all modules it contains, plus any associated interface definition files, plus the scripts used to control compilation and installation of the library.
   Activities other than copying, distribution and modification are not covered by this License; they are outside its scope. The act of running a program using the Library is not restricted, and output from such a program is covered only if its contents constitute a work based on the Library (independent of the use of the Library in a tool for writing it). Whether that is true depends on what the Library does and what the program that uses the Library does.
1. You may copy and distribute verbatim copies of the Library's complete source code as you receive it, in any medium, provided that you conspicuously and appropriately publish on each copy an appropriate copyright notice and disclaimer of warranty; keep intact all the notices that refer to this License and to the absence of any warranty; and distribute a copy of this License along with the Library.
   You may charge a fee for the physical act of transferring a copy, and you may at your option offer warranty protection in exchange for a fee.
2. You may modify your copy or copies of the Library or any portion of it, thus forming a work based on

the Library, and copy and distribute such modifications or work under the terms of Section 1 above, provided that you also meet all of these conditions:

a) The modified work must itself be a software library. b) You must cause the files modified to carry prominent notices stating that you changed the files and the date of any change. c) You must cause the whole of the work to be licensed at no charge to all third parties under the terms of this License. d) If a facility in the modified Library refers to a function or a table of data to be supplied by an application program that uses the facility, other than as an argument passed when the facility is invoked, then you must make a good faith effort to ensure that, in the event an application does not supply such function or table, the facility still operates, and performs whatever part of its purpose remains meaningful. (For example, a function in a library to compute square roots has a purpose that is entirely well-defined independent of the application. Therefore, Subsection 2d requires that any application-supplied function or table used by this function must be optional: if the application does not supply it, the square root function must still compute square roots.) These requirements apply to the modified work as a whole. If identifiable sections of that work are not derived from the Library, and can be reasonably considered independent and separate works in themselves, then this License, and its terms, do not

apply to those sections when you distribute them as separate works. But when you distribute the same sections as part of a whole which is a work based on the Library, the distribution of the whole must be on the terms of this License, whose permissions for other licensees extend to the entire whole, and thus to each and every part regardless of who wrote it.

Thus, it is not the intent of this section to claim rights or contest your rights to work written entirely by you; rather, the intent is to exercise the right to control the distribution of derivative or collective works based on the Library.

In addition, mere aggregation of another work not based on the Library with the Library (or with a work based on the Library) on a volume of a storage or distribution medium does not bring the other work under the scope of this License.

3. You may opt to apply the terms of the ordinary GNU General Public License instead of this License to a given copy of the Library. To do this, you must alter all the notices that refer to this License, so that they refer to the ordinary GNU General Public License, version 2, instead of to this License. (If a newer version than version 2 of the ordinary GNU General Public License has appeared, then you can specify that version instead if you wish.) Do not make any other change in these notices.
   Once this change is made in a given copy, it is irreversible for that copy, so the ordinary GNU General Public License applies to all subsequent copies and derivative works made from that copy.
   This option is useful when you wish to copy part of the code of the Library into a program that is not a library.

4. You may copy and distribute the Library (or a portion or derivative of it, under Section 2) in object code or executable form under the terms of Sections 1 and 2 above provided that you accompany it with the complete corresponding machine-readable source code, which must be distributed under the terms of Sections 1 and 2 above on a medium customarily used for software interchange.
   If distribution of object code is made by offering access to copy from a designated place, then offering equivalent access to copy the source code from the same place satisfies the requirement to distribute the

source code, even though third parties are not compelled to copy the source along with the object code.

5. A program that contains no derivative of any portion of the Library, but is designed to work with the Library by being compiled or linked with it, is called a “work that uses the Library”. Such a work, in isolation, is not a derivative work of the Library, and therefore falls outside the scope of this License. However, linking a “work that uses the Library” with the Library creates an executable that is a derivative of the Library (because it contains portions of the Library), rather than a “work that uses the library”. The executable is therefore covered by this License. Section 6 states terms for distribution of such executables.
   When a “work that uses the Library” uses material from a header file that is part of the Library, the object code for the work may be a derivative work of the Library even though the source code is not. Whether this is true is especially significant if the work can be linked without the Library, or if the work is itself a library. The threshold for this to be true is not precisely defined by law.
   If such an object file uses only numerical parameters, data structure layouts and accessors, and small macros and small inline functions (ten lines or less in length), then the use of the object file is unrestricted, regardless of whether it is legally a derivative work. (Executables containing this object code plus portions of the Library will still fall under Section 6.)
   Otherwise, if the work is a derivative of the Library, you may distribute the object code for the work under the terms of Section 6. Any executables containing that work also fall under Section 6, whether or not they are linked directly with the Library itself.

6. As an exception to the Sections above, you may also combine or link a “work that uses the Library” with the Library to produce a work containing portions of the Library, and distribute that work under terms of your choice, provided that the terms permit modification of the work for the customer’s own use and reverse engineering for debugging such modifications.
   You must give prominent notice with each copy of the work that the Library is used in it and that the Library and its use are covered by this License. You must supply a copy of this License. If the work during execution displays copyright notices, you must include the copyright notice for the Library among them, as well as a reference directing the user to the copy of this License. Also, you must do one of these things:

   a) Accompany the work with the complete corresponding machine-readable source code for the Library including whatever changes were used in the work (which must be distributed under Sections 1 and 2 above); and, if the work is an executable linked with the Library, with the complete machine readable “work that uses the Library”, as object code and/or source code, so that the user can modify the Library and then relink to produce a modified executable containing the modified Library. (It is understood that the user who changes the contents of definitions files in the Library will not necessarily be able to recompile the application to use the modified definitions.)
   b) Use a suitable shared library mechanism for linking with the Library. A suitable mechanism is one that (1) uses at run time a copy of the library already present on the user’s computer system, rather than copying library functions into the executable, and (2) will operate properly with a modified version of the library, if the user installs one, as long as the modified version is interface-compatible with the version that the work was made with.
   c) Accompany the work with a written offer, valid for at least three years, to give the same user the

materials specified in Subsection 6a, above, for a charge no more than the cost of performing this distribution.

d) If distribution of the work is made by offering access to copy from a designated place, offer equivalent access to copy the above specified materials from the same place.

e) Verify that the user has already received a copy of these materials or that you have already sent this user a copy.

For an executable, the required form of the "work that uses the Library" must include any data and utility programs needed for reproducing the executable from it. However, as a special exception, the materials to be distributed need not include anything that is normally distributed (in either source or binary form) with the major components (compiler, kernel, and so on) of the operating system on which the executable runs, unless that component itself accompanies the executable.

It may happen that this requirement contradicts the license restrictions of other proprietary libraries that do not normally accompany the operating system. Such a contradiction means you cannot use both them and the Library together in an executable that you distribute.

7. You may place library facilities that are a work based on the Library side-by-side in a single library together with other library facilities not covered by this License, and distribute such a combined library, provided that the separate distribution of the work based on the Library and of the other library facilities is otherwise permitted, and provided that you do these two things:

   a)Accompany the combined library with a copy of the same work based on the Library, uncombined with any other library facilities. This must be distributed under the terms of the Sections above.

   b) Give prominent notice with the combined library of the fact that part of it is a work based on the Library, and explaining where to find the accompanying uncombined form of the same work.

8. You may not copy, modify, sublicense, link with, or distribute the Library except as expressly provided under this License. Any attempt otherwise to copy, modify, sublicense, link with, or distribute the Library is void, and will automatically terminate your rights under this License. However, parties who have received copies, or rights, from you under this License will not have their licenses terminated so long as such parties remain in full compliance.

9. You are not required to accept this License, since you have not signed it. However, nothing else grants you permission to modify or distribute the Library or its derivative works. These actions are prohibited by law if you do not accept this License. Therefore, by modifying or distributing the Library (or any work based on the Library), you indicate your acceptance of this License to do so, and all its terms and conditions for copying, distributing or modifying the Library or works based on it.

10. Each time you redistribute the Library (or any work based on the Library), the recipient automatically receives a license from the original licensor to copy, distribute, link with or modify the Library subject to these terms and conditions. You may not impose any further restrictions on the recipients' exercise of the rights granted herein. You are not responsible for enforcing compliance by third parties with this License.

11. If, as a consequence of a court judgment or allegation of patent infringement or for any other reason (not limited to patent issues), conditions are imposed on you (whether by court order, agreement or otherwise) that contradict the conditions of this License, they do not excuse you from the conditions

of this License. If you cannot distribute so as to satisfy simultaneously your obligations under this License and any other pertinent obligations, then as a consequence you may not distribute the Library at all. For example, if a patent license would not permit royalty free redistribution of the Library by all those who receive copies directly or indirectly through you, then the only way you could satisfy both it and this License would be to refrain entirely from distribution of the Library.
If any portion of this section is held invalid or unenforceable under any particular circumstance, the balance of the section is intended to apply, and the section as a whole is intended to apply in other circumstances.
It is not the purpose of this section to induce you to infringe any patents or other property right claims or to contest validity of any such claims; this section has the sole purpose of protecting the integrity of the free software distribution system which is implemented by public license practices. Many people have made generous contributions to the wide range of software distributed through that system in reliance on consistent application of that system; it is up to the author/donor to decide if he or she is willing to distribute software through any other system and a licensee cannot impose that choice.
This section is intended to make thoroughly clear what is believed to be a consequence of the rest of this License.

12. If the distribution and/or use of the Library is restricted in certain countries either by patents or by copyrighted interfaces, the original copyright holder who places the Library under this License may add an explicit geographical distribution limitation excluding those countries, so that distribution is permitted only in or among countries not thus excluded. In such case, this License incorporates the limitation as if written in the body of this License.
13. The Free Software Foundation may publish revised and/or new versions of the Lesser General Public License from time to time. Such new versions will be similar in spirit to the present version, but may differ in detail to address new problems or concerns.
Each version is given a distinguishing version number. If the Library specifies a version number of this License which applies to it and “any later version”, you have the option of following the terms and conditions either of that version or of any later version published by the Free Software Foundation. If the Library does not specify a license version number, you may choose any version ever published by the Free Software Foundation.
14. If you wish to incorporate parts of the Library into other free programs whose distribution conditions are incompatible with these, write to the author to ask for permission. For software which is copyrighted by the Free Software Foundation, write to the Free Software Foundation; we sometimes make exceptions for this. Our decision will be guided by the two goals of preserving the free status of all derivatives of our free software and of promoting the sharing and reuse of software generally.

NO WARRANTY

15. BECAUSE THE LIBRARY IS LICENSED FREE OF CHARGE, THERE IS NO WARRANTY FOR THE LIBRARY, TO THE EXTENT PERMITTED BY APPLICABLE LAW. EXCEPT WHEN OTHERWISE STATED IN WRITING THE COPYRIGHT HOLDERS AND/OR OTHER PARTIES PROVIDE THE LIBRARY “AS IS” WITHOUT WARRANTY OF ANY KIND, EITHER EXPRESSED OR IMPLIED, INCLUDING, BUT NOT

LIMITED TO, THE IMPLIED WARRANTIES OF MERCHANTABILITY AND FITNESS FOR A PARTICULAR PURPOSE. THE ENTIRE RISK AS TO THE QUALITY AND PERFORMANCE OF THE LIBRARY IS WITH YOU. SHOULD THE LIBRARY PROVE DEFECTIVE, YOU ASSUME THE COST OF ALL NECESSARY SERVICING, REPAIR OR CORRECTION.

16. IN NO EVENT UNLESS REQUIRED BY APPLICABLE LAW OR AGREED TO IN WRITING WILL ANY COPYRIGHT HOLDER, OR ANY OTHER PARTY WHO MAY MODIFY AND/OR REDISTRIBUTE THE LIBRARY AS PERMITTED ABOVE, BE LIABLE TO YOU FOR DAMAGES, INCLUDING ANY GENERAL, SPECIAL, INCIDENTAL OR CONSEQUENTIAL DAMAGES ARISING OUT OF THE USE OR INABILITY TO USE THE LIBRARY (INCLUDING BUT NOT LIMITED TO LOSS OF DATA OR DATA BEING RENDERED INACCURATE OR LOSSES SUSTAINED BY YOU OR THIRD PARTIES OR A FAILURE OF THE LIBRARY TO OPERATE WITH ANY OTHER SOFTWARE), EVEN IF SUCH HOLDER OR OTHER PARTY HAS BEEN ADVISED OF THE POSSIBILITY OF SUCH DAMAGES.
END OF TERMS AND CONDITIONS

How to Apply These Terms to Your New Libraries

If you develop a new library, and you want it to be of the greatest possible use to the public, we recommend making it free software that everyone can redistribute and change. You can do so by permitting redistribution under these terms (or, alternatively, under the terms of the ordinary General Public License).

To apply these terms, attach the following notices to the library. It is safest to attach them to the start of each source file to most effectively convey the exclusion of warranty; and each file should have at least the “copyright” line and a pointer to where the full notice is found. one line to give the library’s name and an idea of what it does.
Copyright (C) year name of author
This library is free software; you can redistribute it and/ or modify it under the terms of the GNU Lesser General Public License as published by the Free Software Foundation; either version 2.1 of the License, or (at your option) any later version.
This library is distributed in the hope that it will be useful, but WITHOUT ANY WARRANTY; without even the implied warranty of MERCHANTABILITY or FITNESS FOR A PARTICULAR PURPOSE. See the GNU Lesser General Public License for more details.
You should have received a copy of the GNU Lesser General Public License along with this library; if not, write to the Free Software Foundation, Inc., 51 Franklin Street, Fifth Floor, Boston, MA 02110-1301 USA
Also add information on how to contact you by electronic and paper mail.
You should also get your employer (if you work as a programmer) or your school, if any, to sign a “copyright disclaimer” for the library, if necessary. Here is a sample; alter the names:
Yoyodyne, Inc., hereby disclaims all copyright interest in the library ‘Frob’ (a library for tweaking knobs) written by James Random Hacker.
signature of Ty Coon, 1 April 1990 Ty Coon, President of Vice.

OpenSSL LICENSE

Copyright (c) 1998-2006 The OpenSSL Project. All rights reserved. Redistribution and use in source and binary forms, with or without modification, are permitted provided that the following conditions are met:

1. Redistributions of source code must retain the above copyright notice, this list of conditions and the following disclaimer.
2. Redistributions in binary form must reproduce the above copyright notice, this list of conditions and the following disclaimer in the documentation and/or other materials provided with the distribution.
3. All advertising materials mentioning features or use of this software must display the following acknowledgment: “This product includes software developed by the OpenSSL Project for use in the OpenSSL Toolkit. (http://www.openssl.org/)”
4. The names “OpenSSL Toolkit” and “OpenSSL Project” must not be used to endorse or promote products derived from this software without prior written permission. For written permission, please contact openssl-core@openssl.org.
5. Products derived from this software may not be called “OpenSSL” nor may “OpenSSL” appear in their names without prior written permission of the OpenSSL Project.
6. Redistributions of any form whatsoever must retain the following acknowledgment: “This product includes software developed by the OpenSSL Project for use in the OpenSSL Toolkit (http://www.openssl.org/)”

THIS SOFTWARE IS PROVIDED BY THE OpenSSL PROJECT “AS IS” AND ANY EXPRESSED OR IMPLIED WARRANTIES, INCLUDING, BUT NOT LIMITED TO, THE IMPLIED WARRANTIES OF MERCHANTABILITY AND FITNESS FOR A PARTICULAR PURPOSE ARE DISCLAIMED. IN NO EVENT SHALL THE OpenSSL PROJECT OR ITS CONTRIBUTORS BE LIABLE FOR ANY DIRECT, INDIRECT, INCIDENTAL, SPECIAL, EXEMPLARY, OR CONSEQUENTIAL DAMAGES (INCLUDING, BUT NOT LIMITED TO, PROCUREMENT OF SUBSTITUTE GOODS OR SERVICES; LOSS OF USE, DATA, OR PROFITS; OR BUSINESS INTERRUPTION) HOWEVER CAUSED AND ON ANY THEORY OF LIABILITY, WHETHER IN CONTRACT, STRICT LIABILITY, OR TORT (INCLUDING NEGLIGENCE OR OTHERWISE) ARISING IN ANY WAY OUT OF THE USE OF THIS SOFTWARE, EVEN IF ADVISED OF THE POSSIBILITY OF SUCH DAMAGE. This product includes cryptographic software written by Eric Young (eay@cryptsoft.com). This product includes software written by Tim Hudson(tjh@cryptsoft.com).

Original SSLeay License

Copyright (C) 1995-1998 Eric Young (eay@cryptsoft. com) All rights reserved. This package is an SSL implementation written by Eric Young (eay@cryptsoft. com). The implementation was written so as to conform with Netscapes SSL. This library is free for commercial and non-commercial use as long as the following conditions are aheared to. The following conditions apply to all code found in this distribution, be it the RC4, RSA, lhash, DES, etc., code; not just the SSL code. The SSL documentation included with this distribution is covered by the same copyright terms except that the holder is Tim Hudson (tjh@cryptsoft.com).
Copyright remains Eric Young’s, and as such any Copyright notices in the code are not to be removed. If this package is used in a product, Eric Young should be given attribution as the author of the parts of the library used. This can be in the form of a textual message at program startup or in documentation (online

or textual) provided with the package. Redistribution and use in source and binary forms, with or without modification, are permitted provided that the following conditions are met:

1. Redistributions of source code must retain the copyright notice, this list of conditions and the following disclaimer.
2. Redistributions in binary form must reproduce the above copyright notice, this list of conditions and the following disclaimer in the documentation and/or other materials provided with the distribution.
3. All advertising materials mentioning features or use of this software must display the following acknowledgement: “This product includes cryptographic software written by Eric Young (eay@ cryptsoft.com)” The word ‘cryptographic’ can be left out if the rouines from the library being used are not cryptographic related :-).
4. If you include any Windows specific code (or a derivative thereof) from the apps directory (application code) you must include an acknowledgement: “This product includes software written by Tim Hudson (tjh@ cryptsoft.com)”

THIS SOFTWARE IS PROVIDED BY ERIC YOUNG “AS IS AND ANY EXPRESS OR IMPLIED WARRANTIES, INCLUDING, BUT NOT LIMITED TO, THE IMPLIED WARRANTIES OF MERCHANTABILITY AND FITNESS FOR A PARTICULAR PURPOSE ARE DISCLAIMED. IN NO EVENT SHALL THE AUTHOR OR CONTRIBUTORS BE LIABLE FOR ANY DIRECT, INDIRECT, INCIDENTAL, SPECIAL, EXEMPLARY, OR CONSEQUENTIAL DAMAGES (INCLUDING, BUT NOT LIMITED TO, PROCUREMENT OF SUBSTITUTE GOODS OR SERVICES; LOSS OF USE, DATA, OR PROFITS; OR BUSINESS INTERRUPTION) HOWEVER CAUSED AND ON ANY THEORY OF LIABILITY, WHETHER IN CONTRACT, STRICT LIABILITY, OR TORT (INCLUDING NEGLIGENCE OR OTHERWISE) ARISING IN ANY WAY OUT OF THE USE OF THIS SOFTWARE, EVEN IF ADVISED OF THE POSSIBILITY OF SUCH DAMAGE.

The licence and distribution terms for any publically available version or derivative of this code cannot be changed. i.e. this code cannot simply be copied and put under another distribution licence [including the GNU Public Licence.

SALES NETWORK

SAMSUNG TECHWIN CO., LTD.
Samsungtechwin R&D Center, 701, Sampyeong-dong, Bundang-gu, Seongnam-si, Gyeonggi-do, Korea, 463-400
TEL : +82-70-7147-8740~60 FAX : +82-31-8018-3745

SAMSUNG TECHWIN AMERICA Inc.
1480 Charles Willard St, Carson, CA 90746, UNITED STATES
Tol Free : +1-877-213-1222 FAX : +1-310-632-2195
www.samsungcctvusa.com

SAMSUNG TECHWIN EUROPE LTD.
Samsung House, 1000 Hillswood Drive, Hillswood Business Park Chertsey, Surrey, UNITED KINGDOM KT16 OPS
TEL : +44-1932-45-5300 FAX : +44-1932-45-5325

www.samsungtechwin.com
www.samsungsecurity.com
www.samsungipolis.com

Z6806144402A