Hanwha Vision

ネットワークカメラ
クイックガイド

XNB-A9004
XNB-A8004
XNB-A6004

CE

Important
Please check 'Manuals' from our website, before connecting to the Supply,
https://www.hanwhavision.com/en/download-data/

Warranty
Please check "Product warranty information" from our website.
https://www.hanwhavision.com/en/support/warranty/

Videos processed by surveillance equipment cannot be accessed arbitrarily by the manufacturer.

We recommend to use the officially compatible VMS version or latest Hanwha NVR version when integrating with VMS or Hanwha NVR.

eco
RoHS compliant

Hanwha Vision cares for the environment at all product manufacturing stages, and is taking measures to provide customers with more environmentally friendly products.
The Eco mark represents Hanwha Vision's devotion to creating environmentally friendly products, and indicates that the product satisfies the EU RoHS Directive.

Correct Disposal of This Product (Waste Electrical & Electronic Equipment)

(Applicable in the European Union and other European countries with separate collection systems)

This marking on the product, accessories or literature indicates that the product and its electronic accessories (e.g. charger, headset, USB cable) should not be disposed of with other household waste at the end of their working life. To prevent possible harm to the environment or human health from uncontrolled waste disposal, please separate these items from other types of waste and recycle them responsibly to promote the sustainable reuse of material resources.

Household users should contact either the retailer where they purchased this product, or their local government office, for details of where and how they can take these items for environmentally safe recycling.

Business users should contact their supplier and check the terms and conditions of the purchase contract. This product and its electronic accessories should not be mixed with other commercial wastes for disposal.

Correct disposal of batteries in this product

(Applicable in the European Union and other European countries with separate battery return systems.)

This marking on the battery, manual or packaging indicates that the batteries in this product should not be disposed of with other household waste at the end of their working life. Where marked, the chemical symbols Hg, Cd or Pb indicate that the battery contains mercury, cadmium or lead above the reference levels in EC Directive 2006/66. If batteries are not properly disposed of, these substances can cause harm to human health or the environment.

To protect natural resources and to promote material reuse, please separate batteries from other types of waste and recycle them through your local, free battery return system.

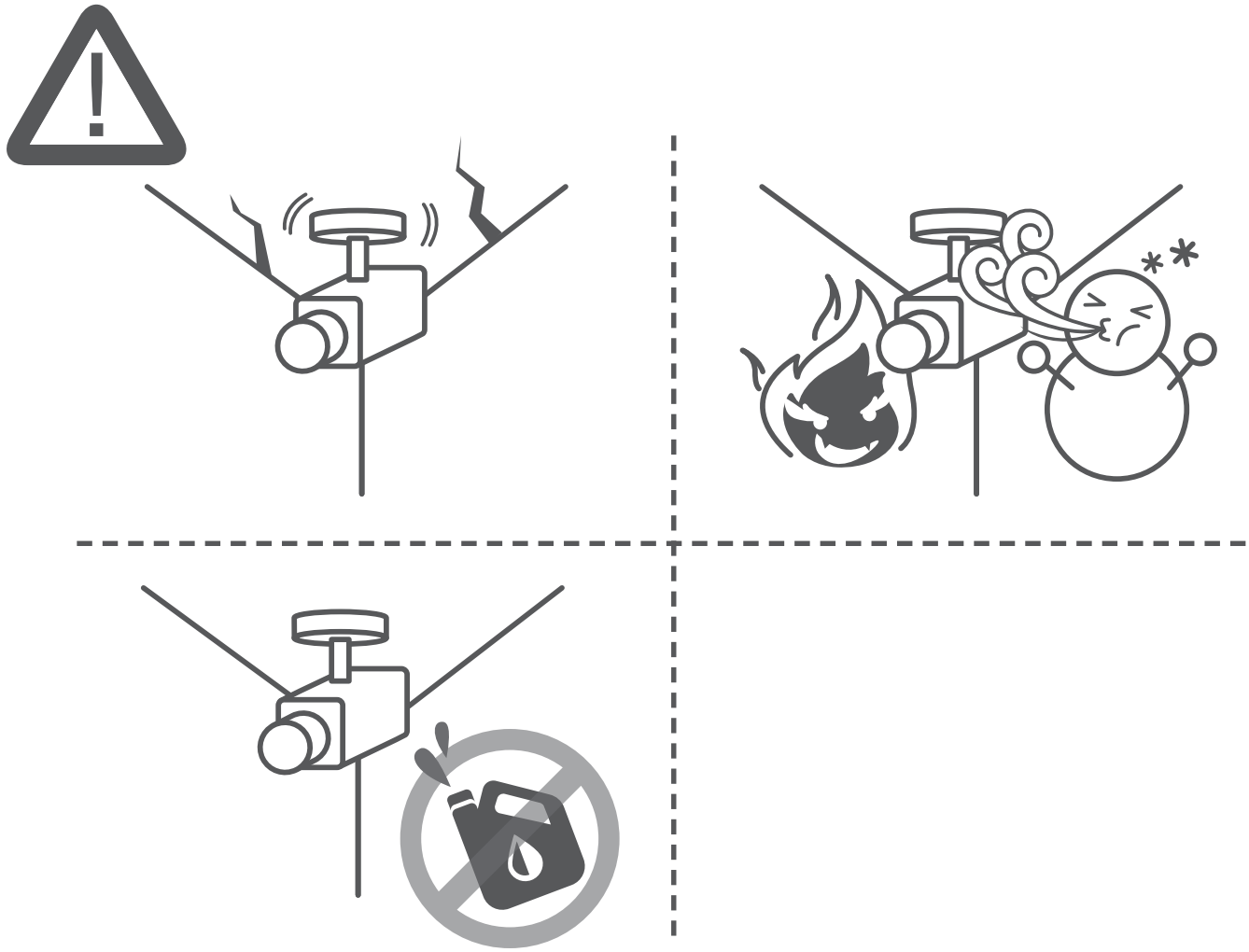

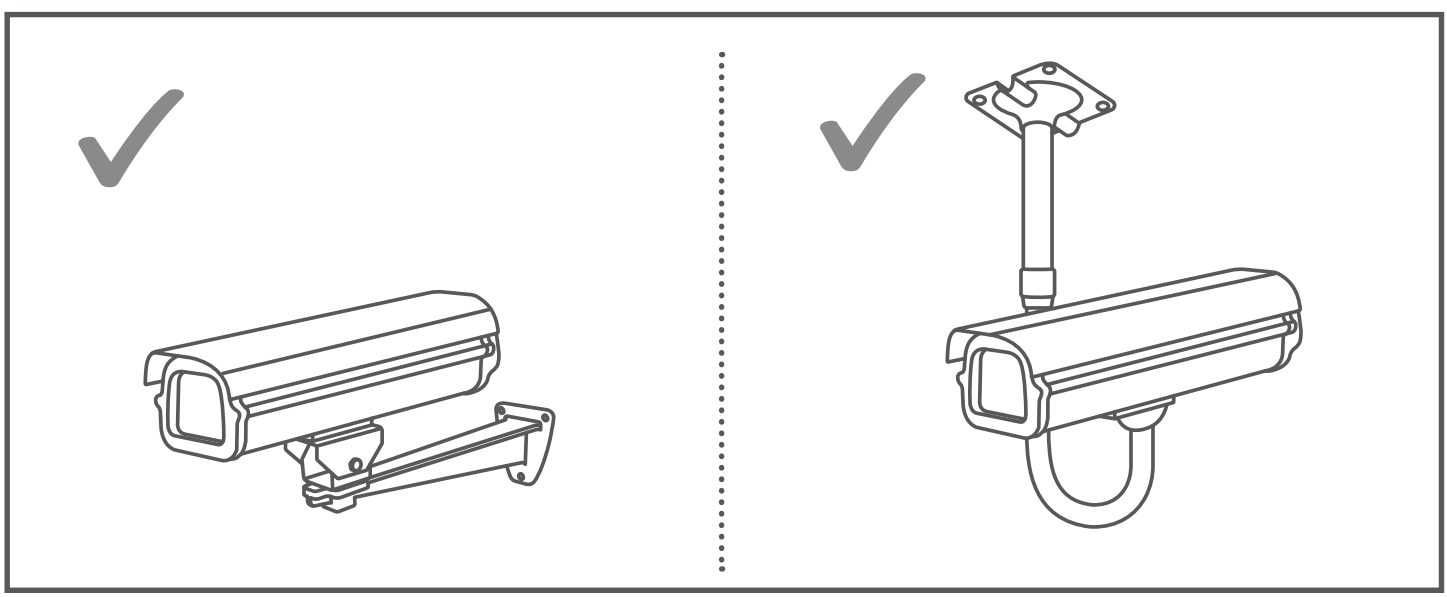

COMPONENT

販売国ごとに付属品が異なるため。

- XNB-A9004/XNB-A8004/XNB-A6004
  * モデル名によってカメラレンズの形が異なる場合があります。

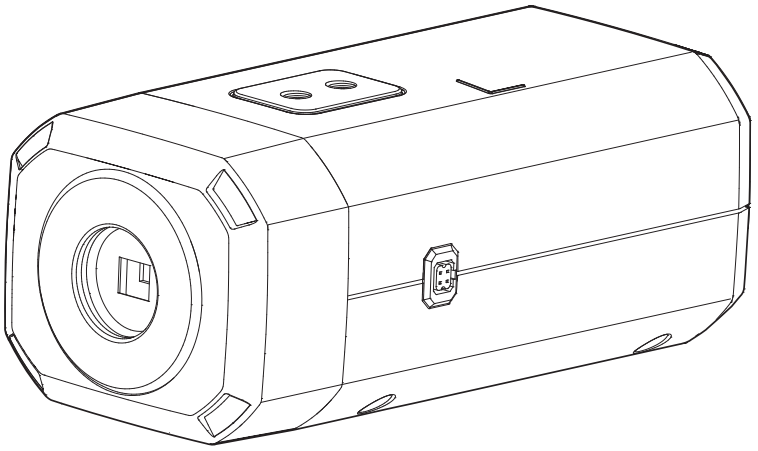



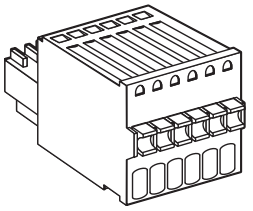

! オプション (含まれない)

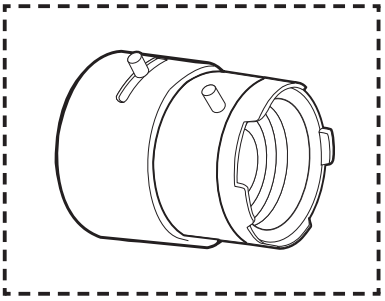

CSマウントレンズ

INSTALLATION

1

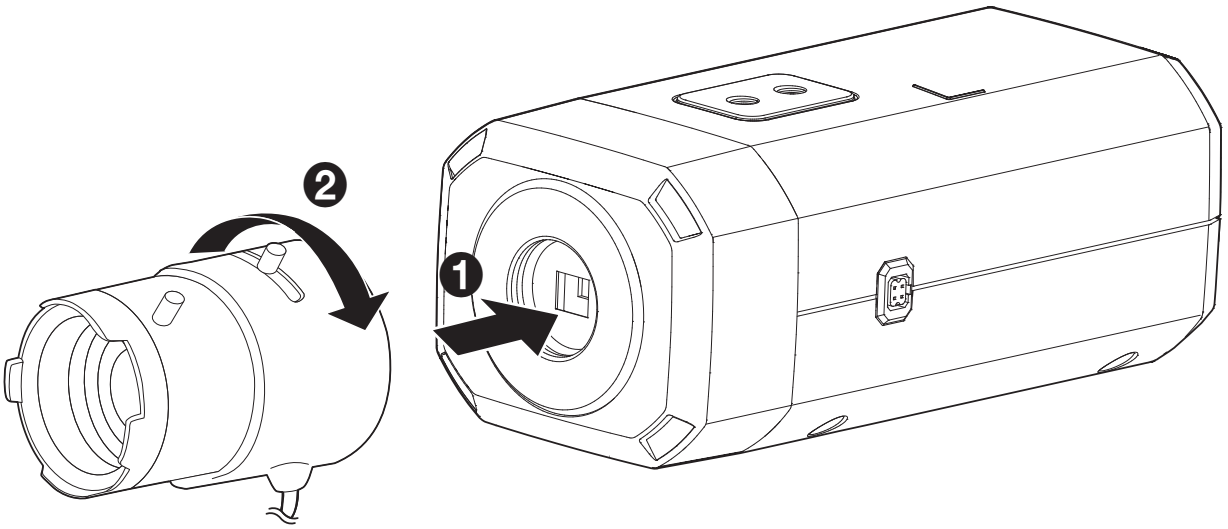

2

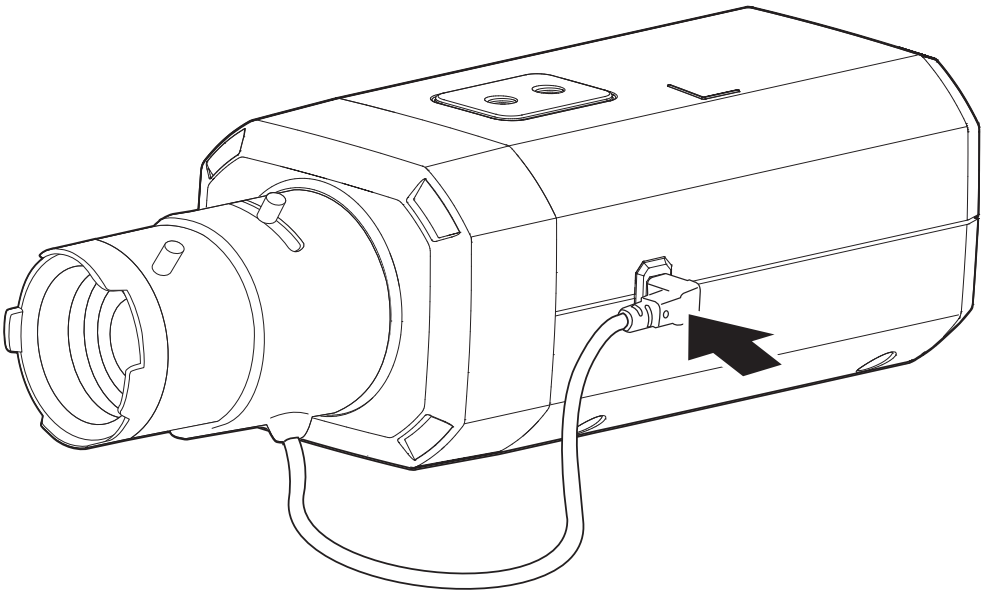

3

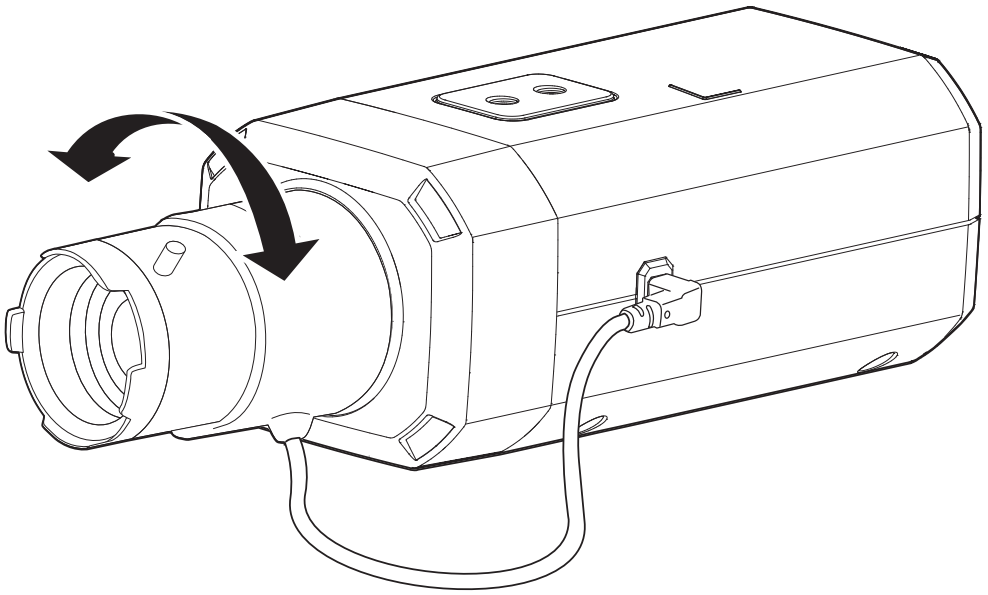

4

- 設定含まない : Micro SDカード

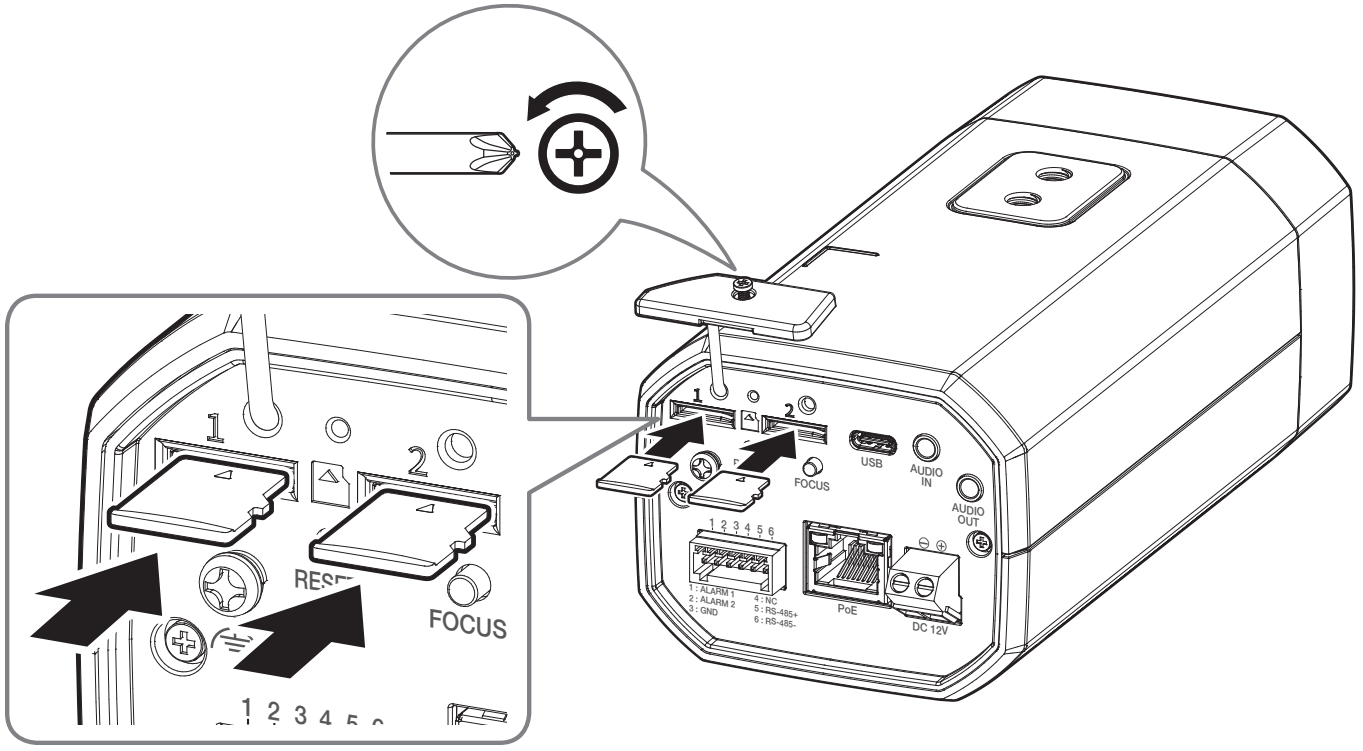

5

- 設定含まない：Wi-Fiドングル、OTGアダプター

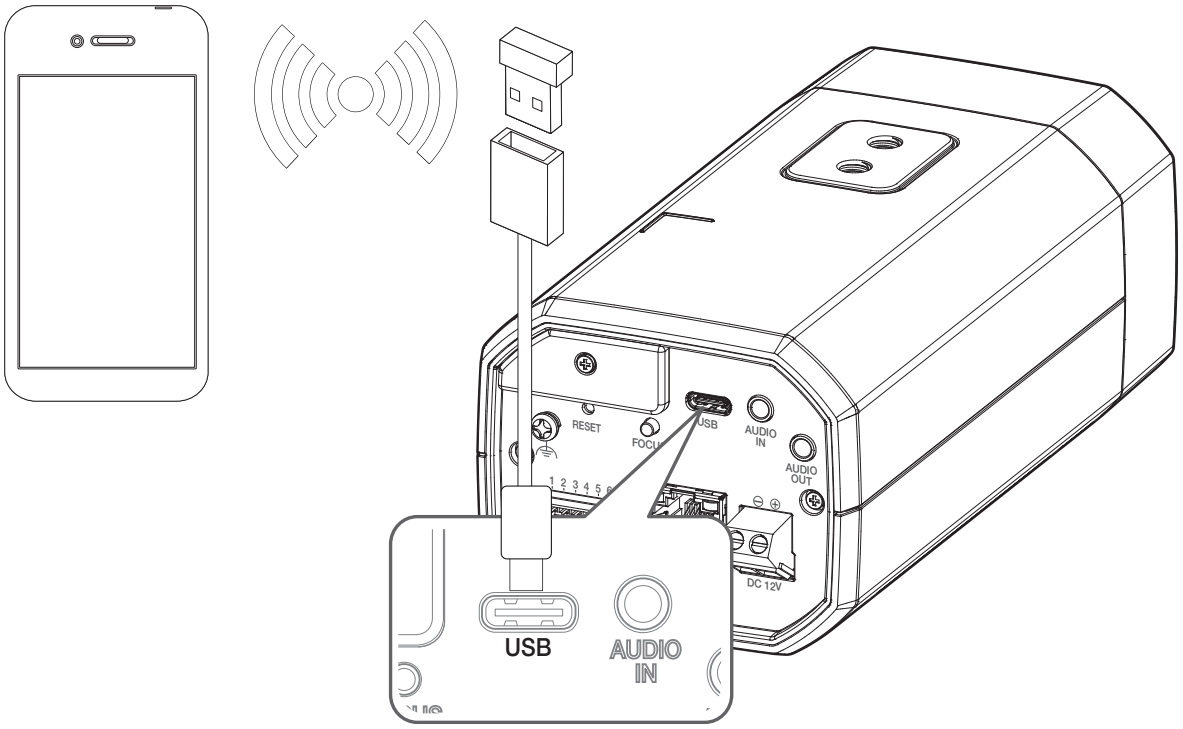

6

7

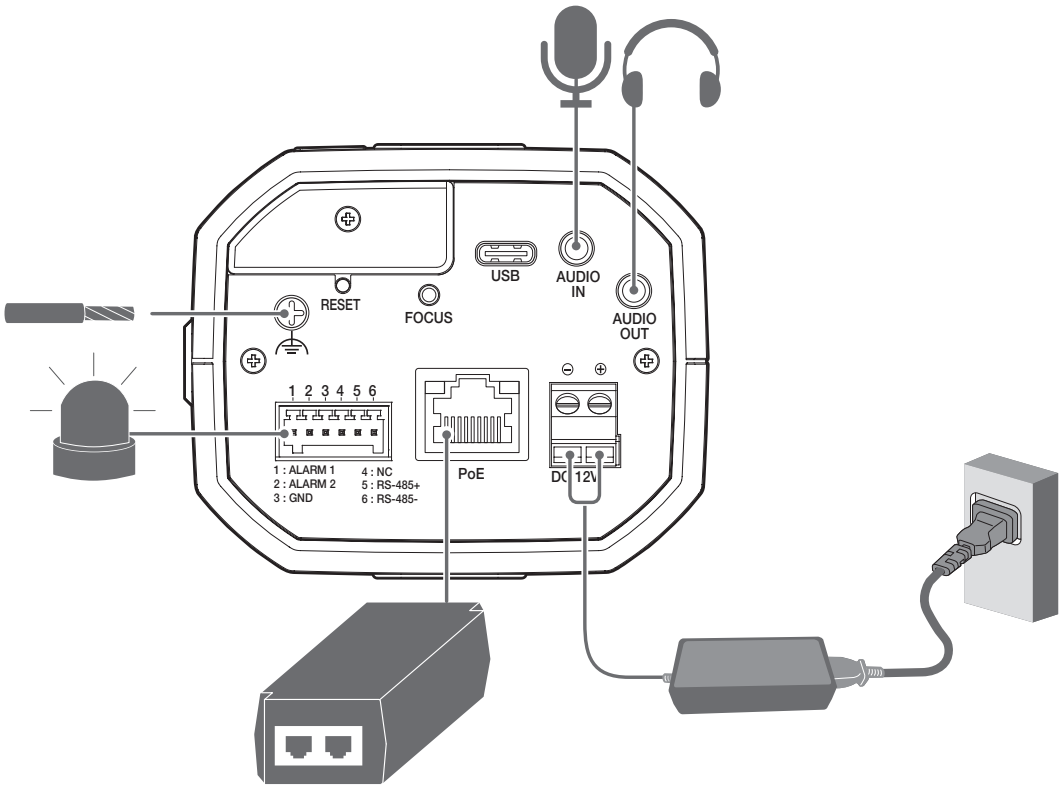
USB
AUDIO IN
AUDIO OUT
RESET
FOCUS
1 2 3 4 5 6
1 : ALARM 1
2 : ALARM 2
3 : GND
4 : NC
5 : RS-485+
6 : RS-485-
PoE
DC 12V

8

DEVICE MANAGER
PDF
User Manual
9

日本語

パスワード設定

本製品を初めて使用する場合、ログインパスワードを登録する必要があります。

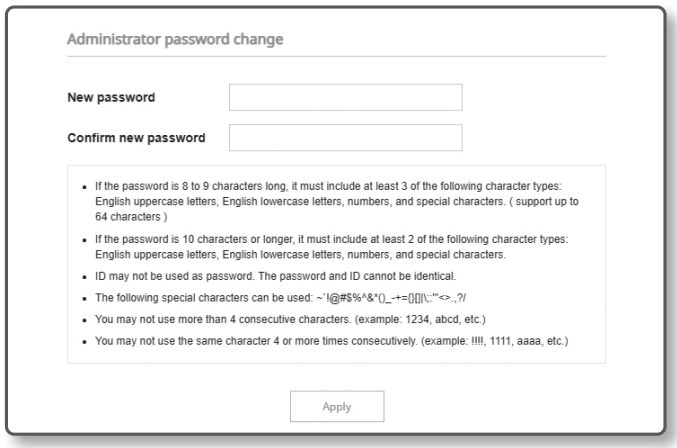

- 新しい暗証番号は8文字以上、9文字以下は英大・小文字、数字、記号の中で3種類以上を使用し、10字以上は2種類以上を使用してください。（最大64文字まで可能）
  - 認められている特別文字：
    ~`!@#$%^&*( )_-+={ }[ ]|\;:'"<>.,?/
- パスワードを設定時、スペースは使用できません。
- IDと同じパスワードはご使用できません。
- セキュリティ強化のため、同じ文字の繰り返しやキーボード配列順の文字列はパスワードとして使用できません。
- パスワードを忘れた場合はカメラの［**RESET**］ボタンを押して製品を初期化する必要がありますので、設定したパスワードは必ずお忘れにならないようご注意ください。

ログイン

カメラにアクセスするたびに、ログインウィンドウが表示されます。
ユーザーIDとパスワードを入力してカメラにアクセスします。

1. <**User Name**>入力ボックスに"**admin**"と入力します。
2. <**Password**>入力欄に入力します。
3. [**Sign in**]をクリックします。

WIFI接続

カメラ設定

1. USB Type-Cの端子にOTGジェンダー(Type-C)とWi-Fiドングルを接続してください。

スマートフォン設定

1. Wisenet Installationアプリケーションをインストールします。
2. WiFiをオンにしてから、カメラのSSIDを選択します。
3. Wisenet Installationアプリケーションを起動します。
4. カメラにログインすると、ビデオに接続されます。
5. スマートフォンでビデオを視聴しながら、画角を調整することができます。

HEVC Advance™
Covered by patents at patentlist.accessadvance.com

microSD, microSDHC, and microSDXC Logos are trademarks of SD-3C LLC.
microSD, microSDHC, microSDXC are trademarks or registered trademarks of SD-3C, LLC in the United States, other countries or both.

PEFC Certified

This product is from sustainably managed forests

PEFC

PEFC/51-31-028 www.pefc.co.uk

EAC

Подлежит использованию по назначению
в нормальных условиях
Срок службы : 7 лет.

Türkiye Distribütörü

EDS Elektronik Destek Sanayi ve Ticaret Ltd. Şti.
Meclis Mah. Teraziler Cad. Hayran Sk. (Eskisi Kılıç Sk.) No: 4 Sancaktepe / İstanbul / Türkiye
Tel +90.216.313.25.15

ENTES ELEKTRONİK CİHAZLAR İMALAT VE TİC. A.Ş.
Dudullu Org.San.Bölg. 1. Cad. No:23 34776 Ümraniye / İstanbul / Türkiye
Tel +90.216.313.01.10

TEKNOMAKS TEKNOLOJI / TEKNOMAKS BILISIM
MERDİVENKÖY MAH.DİKYOL SOK. BUSINESS ISTANBUL No:2, Kat:7, D:B67, 34732 Kadıköy / İstanbul / Türkiye
Tel +90.212.217.54.22

Cihazın Ticaret Bakanlığınca önerilen ortalama ömrü
Cihazın EEE yönetmeliklerine uygun olduğuna benzer beyan

Hanwha Vision