TEST REPORT

CTK Co., Ltd.
5 Dongbu-ro 221beon-gil, Cheoin-gu, Yongin-si, Gyeonggi-do, Republic of Korea
Tel: +82-31-339-9970
Fax: +82-31-624-9501

REPORT No.: CTK-2026-00378

1.	**Applicant**	
	◦ Name :	Hanwha Vision Co., Ltd
	◦ Address :	6, Pangyo-ro 319Beon-gil, Bundang-gu, Seongnam-si, Gyeonggi-do, 13488 Republic of Korea
	◦ Date of Receipt :	Dec. 23, 2025
2.	**Manufacturer**	
	◦ Name :	Hanwha Vision Co., Ltd
3.	**Use of Report :**	Quality control
4.	**Test sample / Model :**	NETWORK CAMERA / XNP-A9314R
5.	**Date(s) of test :**	Jan. 08, 2025~ Jan. 15, 2026
6.	**Test Standard (Method) used :**	NEMA 250-2014 Enclosures for Electrical Equipment (1000 Volts Maximum)
7.	**Testing Environment :**	Temperature: (25 ±10) ℃, Humidity: (50 ±25) % R.H. Pressure: (96 ±10) kPa
8.	**Test Results :**	Refer to the test results
9.	**Location of Test :**	☒ Permanent Testing Lab ☐ On Site Testing (5 Dongbu-ro 221beon-gil, Cheoin-gu, Yongin-si, Gyeonggi-do, Republic of Korea)

The results shown in this test report refer only to the sample(s) tested unless otherwise stated. This report cannot be reproduced or copied without the written consent of CTK.

Approval	Tested by Name: HyungUk Jeon (Signature)	Technical Manager Name: HoHyun Lee (Signature)

Remark. This report is not related to ISO/IEC 17025, KOLAS accreditation and relevant regulation.

Feb. 10, 2025

CTK Co., Ltd.

Table of Contents

1. Testing laboratory ____ 3

1.1 Testing laboratory information 3

1.2 Testing laboratory accreditation status 3

2. Product description and equipment information ____ 3

2.1 Product description 3

2.2 Equipment information 5

2.3 Pre-test product images 6

2.4 Testing equipment images 7

3. Test Information ____ 8

3.1 Test item particulars and Possible test case verdicts 8

3.2 General remarks and factory information 8

3.3 Type 4X Test information 9

3.4 NEMA 250-2014 Test list 11

3.5 Attachment 1 - Construction Diagram and installation method 14

3.6 Attachment 2 - Parts List 16

4. Hose Down Test (Clause 5.7) ____ 25

4.1 Test date and environmental conditions 25

4.2 Test Conditions and methods 25

4.3 Attachment 3 - Photographs 26

4.4 Test result 27

4.5 Post-test product images 28

1. Testing laboratory

1.1 Testing laboratory information

Lab. Name	CTK Co., Ltd.
Representative	Young Joseph Seungwon
Address	5 Dongbu-ro 221beon-gil, Cheoin-gu, Yongin-si, Gyeonggi-do, Republic of Korea
Tel.	+82-31-339-9970
Fax.	+82-31-624-9501
E-Mail	all.youngin@element.com
Website	www.elementkorea.kr

1.2 Testing laboratory accreditation status

Country	Classification	Accreditation Number	Logo
International	KOLAS	TESTING NO. KT119	

2. Product description and equipment information

2.1 Product description

Product Name	Model Name	Quantity	Comment
NETWORK CAMERA	XNP-A9314R	1 EA	-

Test item description ..... :	NETWORK CAMERA
Trade Mark ..... :	Hanwha Vision
Manufacturer ..... :	Lot O-2, Que Vo Industrial Zone extended area, Nam Son ward, Bac Ninh province, Vietnam 173-25, Saneop-ro, Gwonseon-gu, Suwon-si, Gyeonggi-do, Korea (Suwon Industrial Complex)
Model/Type reference ..... :	XNP-A9314R
Ratings ..... :	Electrical POE(55 V⎓) 51.0 W POE(55 V⎓) 0.93 A Dimension: Ø188 by 590.32 mm, Ø5.64*3 by 53.12 mm, Ø5.36*3 by 50.49 mm, Ø 25 by 78.5mm, Ø10*2 by 62.8 mm,Ø188 by 590.32 mm, 150 mm

List of Attachments (including a total number of pages in each attachment):
Attachment 1: 14-17 pages (Construction Diagram including installation method)
Attachment 2: 18-22 pages (Parts List)
Attachment 3: 24-27 pages (photographs)

Summary of testing:

Tests performed (name of test and test clause): **Clause 5.7(Hose Down Test)**	**Testing location:** CTK Co., Ltd. 5 Dongbu-ro 221beon-gil, Cheoin-gu, Yongin-si, Gyeonggi-do, Republic of Korea

Copy of marking plate: The artwork above may be only a draft.

2.2 Equipment information

Testing equipment	Model Name	Manufacturer	Manufacturing Number	Next Cal. Date
25.4mm Nozzle	S3-IP18	CTK	S3-IP18	-
Temperature & Humidity Chamber	C4-340	Weisstechnik	54260023190010	Feb.06,2026
Area flow meter	Z-6504	FLOWTECH	229400	Jan.16,2026
Steel measuring meter	5.5 m	KOMELON	225851	Jan.16,2026
Stop Watch	NONE	Casio	612Q01R-1	Jan.15,2027
Digital Vernier Calipers	100 mm	MITUTOYO	A17179462	-

2.3 Pre-test product images

2.3.1 Test sample

Top

Bottom

Front

Rear

Left side

Right side

2.4 Testing equipment images

2.4.1 Test equipment

25.4mm Nozzle

Temperature & Humidity Chamber

Area flow meter

Steel measuring meter

Stop Watch

Digital Vernier Calipers

3. Test Information

3.1 Test item particulars and Possible test case verdicts

Test item particulars.....:	NETWORK CAMERA
Classification of installation and use .....:	Outdoor (Watertight/Corrosion Resistant)
Possible test case verdicts:	
- test case does not apply to the test object ....:	N/A
- test object does meet the requirement.....:	P (Pass)
- test object does not meet the requirement ....:	F (Fail)
- test case does not evaluate to the test object:	N/E

3.2 General remarks and factory information

General remarks:

"(See Enclosure #)" refers to additional information appended to the report.

"(See appended table)" refers to a table appended to the report.

Throughout this report a ☐ comma / ☒ point is used as the decimal separator.

Clause numbers between brackets refer to clauses in NEMA 250-2014

Name and address of factory (ies):

1. HANWHA VISION VIETNAM COMPANY LIMITED
   Lot O-2, Que Vo Industrial Zone extended area, Nam Son ward, Bac Ninh city, Bac Ninh province, Vietnam

2. D-TECH CO., LTD.
   173-25, Saneop-ro, Gwonseon-gu, Suwon-si, Gyeonggi-do, Korea (Suwon Industrial Complex)

3.3 Type 4X Test information

Type 4X Enclosures constructed for either indoor or outdoor use to provide a degree of protection to personnel against access to hazardous parts; to provide a degree of protection of the equipment inside the enclosure against ingress of solid foreign objects (falling dirt and windblown dust); to provide a degree of protection with respect to harmful effects on the equipment due to the ingress of water (rain, sleet, snow, splashing water, and hose directed water); that provides an increased level of protection against corrosion; and that will be undamaged by the external formation of ice on the enclosure.

Table 2-1
Comparison of Specific Applications of Enclosures for Indoor Nonhazardous (Unclassified) Locations

Provides a Degree of Protection against the Following Conditions	Type of Enclosure									
	1	2	4	4X	5	6	6P	12	12K	13
Access to hazardous parts	X	X	X	X	X	X	X	X	X	X
Ingress of solid foreign objects (falling dirt)	X	X	X	X	X	X	X	X	X	X
Ingress of water (dripping and light splashing)	...	X	X	X	X	X	X	X	X	X
Ingress of solid foreign objects (circulating dust, lint, fibers, and flyings **)	...	...	X	X	...	X	X	X	X	X
Ingress of solid foreign objects (settling airborne dust, lint, fibers, and flyings **)	...	...	X	X	X	X	X	X	X	X
Ingress of water (hosedown and splashing water)	...	...	X	X	...	X	X	...	...	...
Oil and coolant seepage	...	...	...	..	...	...	...	X	X	X
Oil or coolant spraying and splashing	...	...	...	...	...	...	...	...	...	X
Corrosive agents	...	...	...	X	...	...	X	...	...	...
Ingress of water (occasional temporary submersion)	...	...	...	...	...	X	X	...	...	...
Ingress of water (occasional prolonged submersion)	...	...	...	...	...	...	X	...	...	...

** These fibers and flyings are not considered Class III type ignitable fibers or combustible flyings. For Class III type ignitable fibers or flyings see the *National Electrical Code®*, Article 500.5(D).

Table 2-2
Comparison of Specific Applications of Enclosures for Indoor & Outdoor Nonhazardous (Unclassified) Locations

Provides a Degree of Protection Against the Following Conditions	Type of Enclosure									
	3	3X	3R	3RX	3S	3SX	4	4X	6	6P
Access to hazardous parts	X	X	X	X	X	X	X	X	X	X
Ingress of solid foreign objects (falling dirt)	X	X	X	X	X	X	X	X	X	X
Ingress of water (dripping and light splashing)	X	X	X	X	X	X	X	X	X	X
Ingress of water (rain, snow, and sleet **)	X	X	X	X	X	X	X	X	X	X
Sleet ***	...	...	...	...	X	X	...	...	...	...
Ingress of solid foreign objects (windblown dust, lint, fibers, and flyings****)	X	X	...	...	X	X	X	X	X	X
Ingress of water (hosedown and splashing water)	...	...	...	...	...	...	X	X	X	X
Corrosive agents	...	X	...	X	...	X	...	X	...	X
Ingress of water (occasional temporary submersion)	...	...	...	...	...	...	...	...	X	X
Ingress of water (occasional prolonged submersion)	...	...	...	...	...	...	...	...	...	X

** External operating mechanisms are not required to be operable when the enclosure is ice covered.
*** External operating mechanisms are operable when the enclosure is ice covered. See subsection 5.6.
**** These fibers and flyings are not considered Class III type ignitable fibers or combustible flyings. For Class III type ignitable fibers or flyings see the *National Electrical Code®*, Article 500.5(D).

Table 5-1A
Degrees of Protection Against Access to Hazardous Parts

Enclosure Type	Test Conditions	Degree of Protection		Corresponding IP First Characteristic Numeral
		Brief Description	Definition	
4X	5.7	Protected against access to hazardous parts with a wire	An access probe of 1.0 mm shall not penetrate	6

Table 5-1B
Degrees of Protection Against Solid Foreign Objects

Enclosure Type	Test Conditions	Degree of Protection		Corresponding IP First Characteristic Numeral
		Brief Description	Definition	
4X	Non-vented 5.7 Vented 5.5.1 Dust Blast Method	Windblown dust protected	No ingress of dust	6

Table 5-1C
Degrees of Protection against Water

Enclosure Type	Test Conditions	Degree of Protection		Corresponding IP Second Characteristic Numeral
		Brief Description	Definition	
4X	5.7	Protected against hose directed water	Water projected against the enclosure in any direction shall not enter	6 No Ingress Allowed*

Table 5-1D
Additional Protection

Enclosure Type	Test Conditions	Additional Protection		Corresponding IP Second Characteristic Numeral
		Brief Description	Definition	
4X	5.6 5.9 5.10	Special corrosion protection and undamaged by the external formation of ice	Enclosure provides increased corrosion protection and is not damaged by ice that forms on the outside	None

3.4 NEMA 250-2014 Test list

NEMA 250-2014			
Clause	**Requirement + Test**	**Result – Remark**	**Verdict**
3	**CONSTRUCTION**		
3.1	General		P
3.2	Units of Measurement		P
3.3	Materials-General	Enclosures are made of metal or polymeric materials	P
3.4	Materials-Polymeric	More than 650 mm^2 (1 in^2) in area Polymeric Materials used is declared as Min. V-2 Used to UL certified material. (See the attachment 2)	N/E
3.5	Corrosion Protection	Stainless steel and/or aluminium are declared as the materials used (See the attachment 2)	N/E
3.6	Openings	No openings in Product	N/A
3.7	Mounting	Mounting means are external to the equipment cavity (See the attachment 1)	P
3.8	Conduit Connection	No conduit connection (See the attachment 1)	N/A
3.9	Hubs and Fittings	No Hubs and Fittings	N/A
3.10	Knockouts	See the Attachment 1	P
3.11	External Operating Mechanisms	No External Operating Mechanisms	N/A
3.12	Access to Interior	Needs tool to open unit	P
3.13	Closing Hardware	No closing Hardware	N/A

NEMA 250-2014			
Clause	**Requirement + Test**	**Result – Remark**	**Verdict**
3.14	Gaskets	Gaskets made of a silicone Sponge Rubber (no Elastomeric or Thermoplastic used) (See clause 5.14 and the attachment 2)	P
3.15	Observation Windows	No Observation Window	N/A

4	**MARKING**		
4.1	Type Designations	"Type 4X" Marking is declared to be on the product before on the market	P
4.2	Supplemental Markings	Supplemental Marking (watertight/ corrosion resistant) is declared to be used when it is on the market. The required marking shall be added on the product)	P
4.3	Location of Markings	See the Attachment 3	P
4.4	Enclosure Orientation	No Particular Mounting Orientation	N/A
4.5	Conduit Hubs and Closure Plates	No Conduit Hubs and Closure Plates	N/A
4.6	Equipment Openings	No Openings on Unit	N/A
4.7	Drainage Openings	No Drain Openings	N/A

5	**DESIGN TESTS**		
5.1	General	See Table 5-1A to 5-1D and 5.1.5 in the General product information	P
5.2	Tests For Protection Against Access to Hazardous Parts	Rated 4X	N/A
5.3	Tests for Protection Against Ingress of Water (Dripping and Light Splashing)	Rated 4X	N/A

NEMA 250-2014			
Clause	**Requirement + Test**	**Result – Remark**	**Verdict**
5.4	Tests for Protection Against Ingress of Water (Rain)	Rated 4X	N/A
5.5	Tests for Protection Against Ingress of Solid Foreign Objects (Setting Airborne Dust, Lint, Fibers, And Flings)	Non-vented (See clause 5.7)	N/A
5.6	External Icing Test	No external cavities to trap water when mounted in the normal position.	N/A
5.7	Tests for Protection Against Ingress of Water (Hosedown)	No entry of water See the test information	P
5.8	Indoor Corrosion Protection (Rust-Resistance Test (24-Hour Salt Spray Test))	See clause 3.5	N/E
5.9	Outdoor Corrosion Protection	See clause 3.5	N/E
5.10	Corrosion Protection-Type 3X, 3RX, 3SX, 4X Or 6P Enclosures	See clause 3.5	N/E
5.11	Test for Protection Against Ingress of Water (Temporary Submersion)	Rated 4X	N/A
5.12	Test for Protection Against Ingress of Water (Prolonged Submersion)	Rated 4X	N/A
5.13	Oil Exclusion Test	Rated 4X	N/A
5.14	GASKET MATERIAL TESTS	The product itself(including gaskets) was conditioned at 70 ℃ for 168 hrs according to 5.14.3(Alternate Evaluation) before performing relevant required tests.	P
5.15	Test for Sharpness of Edges	No sharp edges	P

3.5 Attachment 1 - Construction Diagram and installation method

3.5.1 Construction Diagram

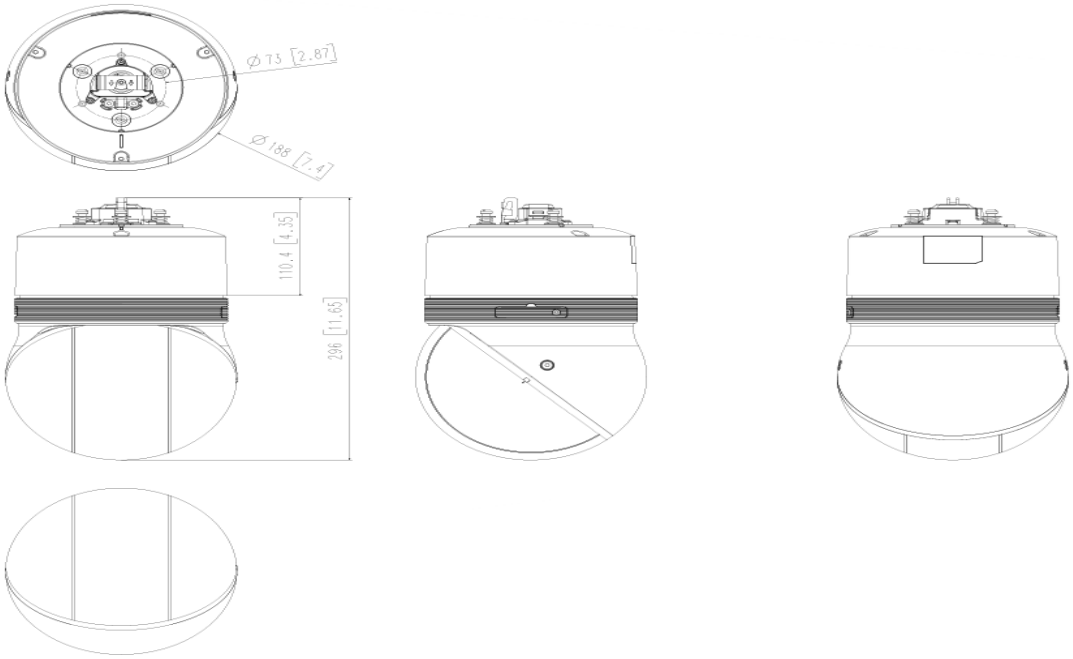

3.5.2 installation method

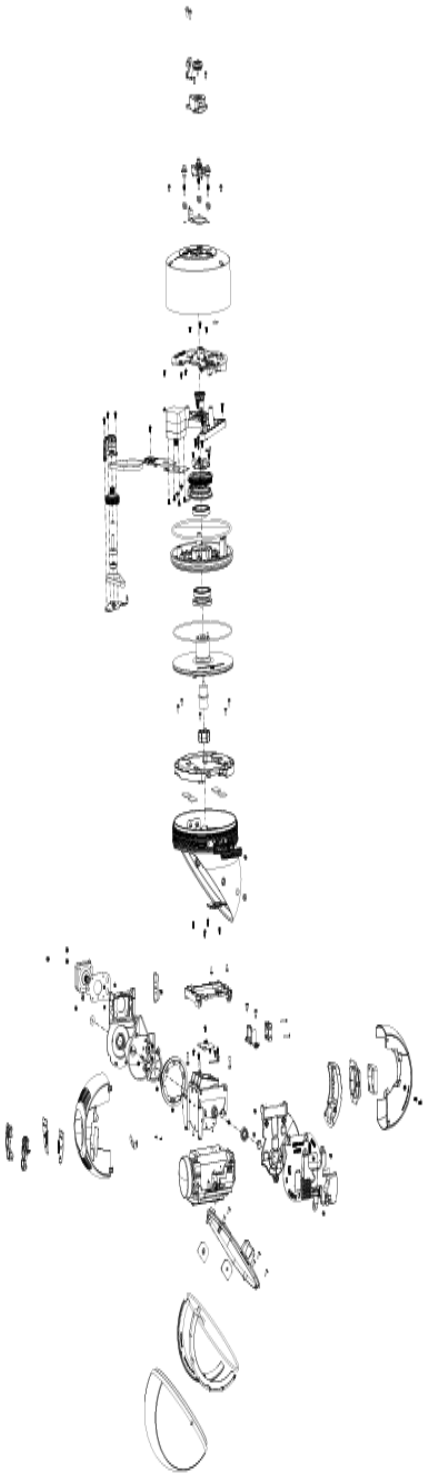

3.6 Attachment 2 - Parts List

3.6.1 Parts List (1)

Component - Plastics
HN-1068(f1)
Yellow Card™

LOTTE CHEMICAL CORPORATION
56 Gosan-ro
Uiwang-si, Gyeonggi-do 16073 Republic of Korea

File Number: E115797

INFINO: HN-1068(f1)
Polycarbonate (PC), pellets

Flammability	Value (English)	Value (SI)	Test Method
Flame Rating			UL 94 IEC 60695-11-10, -20
0.06 in (1.5 mm), ALL	V-0	V-0	
0.12 in (3.0 mm), ALL	V-0	V-0	
Glow Wire Flammability Index			IEC 60695-2-12
0.06 in (1.5 mm)	1760 °F	960 °C	
0.12 in (3.0 mm)	1760 °F	960 °C	
Glow Wire Ignition Temperature			IEC 60695-2-13
0.06 in (1.5 mm)	1520 °F	825 °C	
0.12 in (3.0 mm)	1520 °F	825 °C	
Electrical	**Value (English)**	**Value (SI)**	**Test Method**
Hot-wire Ignition (HWI) (0.06 in (1.5 mm))	PLC 3	PLC 3	UL 746A
High Amp Arc Ignition (HAI)			UL 746A
0.06 in (1.5 mm)	PLC 3	PLC 3	
Comparative Tracking Index (CTI)	PLC 3	PLC 3	UL 746A
Dielectric Strength	810 V/mil	32 kV/mm	ASTM D149
Volume Resistivity	1.0E+17 ohms·cm	1.0E+17 ohms·cm	ASTM D257 IEC 60093
Arc Resistance	PLC 0	PLC 0	ASTM D495
Thermal	**Value (English)**	**Value (SI)**	**Test Method**
RTI Elec			UL 746B
0.06 in (1.5 mm)	266 °F	130 °C	
0.12 in (3.0 mm)	266 °F	130 °C	
RTI Imp			UL 746B
0.06 in (1.5 mm)	266 °F	130 °C	
0.12 in (3.0 mm)	266 °F	130 °C	
RTI Str			UL 746B
0.06 in (1.5 mm)	266 °F	130 °C	
0.12 in (3.0 mm)	266 °F	130 °C	
Ball Pressure Test (266°F (130°C))	Pass	Pass	IEC 60695-10-2
Physical	**Value (English)**	**Value (SI)**	**Test Method**
Outdoor Suitability	f1	f1	UL 746C

Component - Plastics
QC-1220UR(f1)
Yellow Card™

LOTTE CHEMICAL CORPORATION
56 Gosan-ro
Uiwang-si, Gyeonggi-do 16073 Republic of Korea

File Number: E115797

INFINO: QC-1220UR(f1)
Polycarbonate (PC), pellets

Flammability	Value	Test Method
Flame Rating		UL 94 IEC 60695-11-10, -20
1.0 mm, ALL	V-2	
1.6 mm, ALL	V-2	
3.2 mm, ALL	V-2	
Glow Wire Flammability Index		IEC 60695-2-12
0.75 mm	850 °C	
1.0 mm	850 °C	
1.6 mm	850 °C	
3.2 mm	850 °C	
Glow Wire Ignition Temperature		IEC 60695-2-13
0.75 mm	875 °C	
1.0 mm	875 °C	
1.6 mm	900 °C	
3.2 mm	875 °C	
Electrical	**Value**	**Test Method**
Hot-wire Ignition (HWI)		UL 746A
1.0 mm	PLC 0	
1.6 mm	PLC 3	
3.2 mm	PLC 2	
High Amp Arc Ignition (HAI)		UL 746A
1.0 mm	PLC 0	
1.6 mm	PLC 0	
3.2 mm	PLC 0	
Comparative Tracking Index (CTI)	PLC 0	UL 746A
Dielectric Strength	32 kV/mm	ASTM D149
High Voltage Arc Tracking Rate (HVTR)	PLC 2	UL 746A
Volume Resistivity	1.0E+16 ohms·cm	ASTM D257 IEC 60093
Arc Resistance	PLC 5	ASTM D495

3.6.2 Parts List (2)

Component - Plastics

QC-1220UR(f1)

Thermal	Value	Test Method
RTI Elec		UL 746B
1.0 mm	80.0 °C	
1.6 mm	130 °C	
3.2 mm	130 °C	
RTI Imp		UL 746B
1.0 mm	80.0 °C	
1.6 mm	125 °C	
3.2 mm	130 °C	
RTI Str		UL 746B
1.0 mm	80.0 °C	
1.6 mm	125 °C	
3.2 mm	130 °C	
Physical	**Value**	**Test Method**
Dimensional Change	0.0 %	ASTM D1042 ISO 2796
Outdoor Suitability	f1	UL 746C

Component - Plastics

UH-1068(f1)

Yellow Card™

LOTTE CHEMICAL CORPORATION
56 Gosan-ro
Uiwang-si, Gyeonggi-do 16073 Republic of Korea

File Number: E115797

INFINO: UH-1068(f1)
Polycarbonate (PC), pellets

Flammability	Value	Test Method
Flame Rating		UL 94 IEC 60695-11-10, -20
1.5 mm, ALL	V-0	
3.0 mm, ALL	V-0	
Glow Wire Flammability Index		IEC 60695-2-12
1.5 mm	960 °C	
3.0 mm	960 °C	
Glow Wire Ignition Temperature		IEC 60695-2-13
1.5 mm	825 °C	
3.0 mm	825 °C	
Electrical	**Value**	**Test Method**
Hot-wire Ignition (HWI) (1.5 mm)	PLC 3	UL 746A
High Amp Arc Ignition (HAI) (1.5 mm)	PLC 3	UL 746A
Comparative Tracking Index (CTI)	PLC 3	UL 746A
Thermal	**Value**	**Test Method**
RTI Elec		UL 746B
1.5 mm	130 °C	
3.0 mm	130 °C	
RTI Imp		UL 746B
1.5 mm	130 °C	
3.0 mm	130 °C	
RTI Str		UL 746B
1.5 mm	130 °C	
3.0 mm	130 °C	
Ball Pressure Test (130°C)	Pass	IEC 60695-10-2
Physical	**Value**	**Test Method**
Outdoor Suitability	f1	UL 746C

3.6.3 Parts List (3)

Component - Plastics
S-2000+(f1), S-2001+(f1), S-2003+(f1)
Yellow Card™

MITSUBISHI ENGINEERING-PLASTICS CORP
ENVIRONMENT & QUALITY ASSURANCE DEPT
SHIODOME SUMITOMO-BLDG 25TH FL
1-9-2 HIGASHI-SHINBASHI
MINATO-KU, Tokyo 105-0021 Japan

File Number: E41179

Iupilon: S-2000+(f1), S-2001+(f1), S-2003+(f1)
Polycarbonate (PC), pellets, powder, sheets

Flammability	Value	Test Method
Flame Rating		
3.0 mm, ALL	HB	UL 94
6.0 mm, ALL	HB	UL 94
0.38 mm, ALL	V-2	UL 94 IEC 60695-11-10, -20
1.5 mm, ALL	V-2	UL 94 IEC 60695-11-10, -20
1.8 mm, ALL	V-2	UL 94 IEC 60695-11-10, -20
3.0 mm, ALL	HB40	IEC 60695-11-10, -20
6.0 mm, ALL	HB40	IEC 60695-11-10, -20
Electrical	**Value**	**Test Method**
Hot-wire Ignition (HWI)		UL 746A
1.5 mm	PLC 3	
1.8 mm	PLC 3	
3.0 mm	PLC 3	
6.0 mm	PLC 0	
High Amp Arc Ignition (HAI)		UL 746A
1.5 mm	PLC 0	
1.8 mm	PLC 0	
3.0 mm	PLC 0	
6.0 mm	PLC 0	
Comparative Tracking Index (CTI)	PLC 2	UL 746A
Dielectric Strength	20 kV/mm	ASTM D149
High Voltage Arc Tracking Rate (HVTR)	PLC 0	UL 746A
Volume Resistivity	1.0E+7 ohms·cm	ASTM D257 IEC 60093
Arc Resistance	PLC 5	ASTM D495
Thermal	**Value**	**Test Method**
RTI Elec		UL 746B
0.38 mm	80.0 °C	
1.5 mm	125 °C	
1.8 mm	125 °C	
3.0 mm	125 °C	
6.0 mm	125 °C	

Component - Plastics
S-2000+(f1), S-2001+(f1), S-2003+(f1)

Thermal	Value	Test Method
RTI Imp		UL 746B
0.38 mm	80.0 °C	
1.5 mm	115 °C	
1.8 mm	115 °C	
3.0 mm	115 °C	
6.0 mm	115 °C	
RTI Str		UL 746B
0.38 mm	80.0 °C	
1.5 mm	125 °C	
1.8 mm	125 °C	
3.0 mm	125 °C	
6.0 mm	125 °C	
Physical	**Value**	**Test Method**
Dimensional Change	0.0 %	ASTM D1042 ISO 2796
Outdoor Suitability	f1	UL 746C

3.6.4 Parts List (4)

Component - Plastics
FT2020
Yellow Card™

KOREA ENGINEERING PLASTICS CO LTD
34, Sangamsan-ro, Mapo-gu
Seoul, 03909 Republic of Korea

File Number: E120354

c UL us
ALSO CERTIFIED TO IEC REQUIREMENTS

KEPITAL: FT2020
Polyoxymethylene (POM), pellets

Flammability	Value	Test Method
Flame Rating		
0.75 mm, ALL	HB	UL 94
0.75 mm, ALL	HB75	IEC 60695-11-10, -20
Thermal	**Value**	**Test Method**
RTI Elec (0.75 mm)	50.0 °C	UL 746B
RTI Imp (0.75 mm)	50.0 °C	UL 746B
RTI Str (0.75 mm)	50.0 °C	UL 746B

Component - Plastics
D2000
Yellow Card™

SABIC INNOVATIVE PLASTICS US L L C
AMERICAS - RESIN
1 PLASTICS AVE
PITTSFIELD, MA 01201-3662 United States

File Number: E121562

c UL us
ALSO CERTIFIED TO IEC REQUIREMENTS

Lubriloy: D2000
Polycarbonate (PC), pellets

Flammability	Value	Test Method
Flame Rating		
1.5 mm, ALL	HB	UL 94
1.5 mm, ALL	HB75	IEC 60695-11-10, -20
Glow Wire Flammability Index (1.5 mm)	800 °C	IEC 60695-2-12
Glow Wire Ignition Temperature (1.5 mm)	800 °C	IEC 60695-2-13
Thermal	**Value**	**Test Method**
RTI Elec (1.5 mm)	80.0 °C	UL 746B
RTI Imp (1.5 mm)	80.0 °C	UL 746B
RTI Str (1.5 mm)	80.0 °C	UL 746B
Ball Pressure Test (125°C)	Pass	IEC 60695-10-2

3.6.5 Parts List (5)

Level	상위자재코드	제품/자재 코드	제품/자재명	수량
1	AM07-018198A	AM07-018213A	ASSY-MECHA-HEAD-XNP-A9314R	1
2	AM07-018213A	AM07-018220A	ASSY,COVER-FRONT-XNP-A9314R	1
3	AM07-018220A	Z6003019801A	SCREW-TAPTITE:PL,+,M2,L4,WHT,	2
3	AM07-018220A	EP02-004162A	HARNESS-QND-7080R;WIRE,6P-6	1
3	AM07-018220A	FC15-009545A	COVER-FRONT;XNP-C9310R	1
3	AM07-018220A	AM06-012125A	ASSY,PCB-XNP-A9314R CDS	1
5	AM06-012124A	EP16-003889A	PCB-XNP-A9314R CDS;FR-4,2L,ML	1
2	AM07-018213A	AM07-016824A	ASSY-COVER REAR-XNP-C9310R	1
3	AM07-016824A	Z6001053501A	SCREW-MACHINE;6001-001476,B	2
3	AM07-016824A	FC43-001015A	WEIGHT,COUNTER-BALANCE-XN	1
3	AM07-016824A	EP07-003788	FAN,ELECTRIC-HA40101V4-1000U	1
3	AM07-016824A	FC29-016122A	HOLDER-FAN 40X40;XNP-C9310R	1
3	AM07-016824A	FC15-009546A	COVER-REAR;XNP-C9310R	1
2	AM07-018213A	AM07-016820A	ASSY-TILT-HEAD-XNP-C7310R	1
3	AM07-016820A	AM07-016819A	ASSY-TILT-HEAD-SUB-XNP-C9310	1
4	AM07-016819A	FC18-005594A	SCREW,ETC-SHOULDER;0.5,-,PWH,	2
4	AM07-016819A	Z6001041102A	MACHINE SCREW B	2
4	AM07-016819A	EP07-003467	FAN,ELECTRIC-MGA2512HB-O10;	1
4	AM07-016819A	FC10-001266A	DAMPER-FAN;XNP-C9310R	2
4	AM07-016819A	FC09-015011A	BRACKET-FAN;XNP-C9310R	1
4	AM07-016819A	Z6001053501A	SCREW-MACHINE;6001-001476,B	7
4	AM07-016819A	FC18-005722A	RING,C-SNAP;10,9.3,1	1
4	AM07-016819A	MC03-004418A	BEARING,BALL-6800ZZ;10,19,5	1
4	AM07-016819A	MC11-006572A	GEAR,TILT-XNP-C9310R	1
4	AM07-016819A	FC09-015062A	BRACKET-BLADE-TILT	1
4	AM07-016819A	FC39-007282A	FRAME-MAIN-XNP-C9310R	1
4	AM07-016819A	AM06-011077A	ASSY,PCB-XNP-C9310R_HEATER	1
6	AM06-011078A	EP16-003507A	PCB,HEATER-XNP-C9310R;2L,MLB	1
4	AM07-016819A	EP02-005318A	HARNESS-XNP-C9310R;WIRE,4P-4	1
3	AM07-016820A	AM07-016901A	ASSY,LED-4 FIXED_L	1
4	AM07-016901A	Z9642208007	SCREW-MACHINE:PH,+,M2,L8,BLK	3
4	AM07-016901A	AM06-011063A	ASSY,PCB-XNP-C9310R IR LEFT	1
6	AM06-011065A	EP16-003514A	PCB,IR-XNP-C9310R LED LEFT;1L,	1
4	AM07-016901A	FC28-003726A	PAD-THERMAL;XNP-C9310R-IR	1
4	AM07-016901A	EP14-002605A	LENS-NEW IR WIDE	1
4	AM07-016901A	EP14-002606A	LENS-NEW IR MID	1
4	AM07-016901A	EP14-002607A	LENS-NEW IR TELE	2
4	AM07-016901A	EP14-002608A	BARREL-IR LED COVER-LEFT	1
4	AM07-016901A	EP02-005317A	HARNESS-XNP-C9310R;WIRE,12P-	1
3	AM07-016820A	AM07-016902A	ASSY,LED-4 FIXED_R	1
4	AM07-016902A	Z9642208007	SCREW-MACHINE:PH,+,M2,L8,BLK	3
4	AM07-016902A	AM06-011064A	ASSY,PCB-XNP-C9310R IR RIGHT	1
6	AM06-011066A	EP16-003513A	PCB,IR-XNP-C9310R LED RIGHT;1	1
4	AM07-016902A	FC28-003726A	PAD-THERMAL;XNP-C9310R-IR	1
4	AM07-016902A	EP14-002605A	LENS-NEW IR WIDE	1
4	AM07-016902A	EP14-002606A	LENS-NEW IR MID	1
4	AM07-016902A	EP14-002607A	LENS-NEW IR TELE	2

3.6.6 Parts List (6)

4	AM07-016902A	EP14-002609A	BARREL-IR LED COVER-RIGHT	1
4	AM07-016902A	EP02-005317A	HARNESS-XNP-C9310R;WIRE,12P-	1
2	AM07-018213A	AM07-018214A	ASSY-TILT-HEATSIDE-XNP-A9314	1
3	AM07-018214A	FC28-003806A	PAD-THERMAL;6X25XT1.5,7W	1
3	AM07-018214A	FC09-015063A	BRACKET-TILT-MAIN-BOTTOM	1
3	AM07-018214A	FC18-005497B	SCREW-SPECIAL : PH,TR20,M4,L9	4
3	AM07-018214A	FC09-019690A	BRACKET-TILT-MAIN-SIDE-XNP-A	1
3	AM07-018214A	Z6009000201A	SCREW-SEMS:PH,+,M3,L8,WHT,FP	2
2	AM07-018213A	AM07-016821A	ASSY-TILT-MOTORSIDE-XNP-C93	1
3	AM07-016821A	AM07-017099A	ASSY-DUMMY CODE-TILT-MOTO	1
4	AM07-017099A	Z6001053501A	SCREW-MACHINE;6001-001476,B	1
4	AM07-017099A	AM06-011081A	ASSY,PCB-XNP-C9310R_INDUCTIV	1
6	AM06-011082A	EP16-003510A	PCB-INDUCTIVE,XNP-C9310R;4L,M	1
4	AM07-017099A	MC03-004418A	BEARING,BALL-6800ZZ;10,19,5	1
4	AM07-017099A	Z6001045901A	4748_M3_L6_SCREW	3
4	AM07-017099A	Z6001055901A	SCREW-MACHINE:PWH,+,M3,L4,W	4
4	AM07-017099A	EP08-004265A	MOTOR,STEP-STP-42D0032;TEETH	1
4	AM07-017099A	FC09-015022A	BRACKET,MOTOR-MOVER;XNP-C9	1
4	AM07-017099A	FC09-015064A	BRACKET-TILT-MAIN-MOTOR	1
4	AM07-017099A	EP02-004479A	HARNESS-PNM-9030V;MCX,BLUE,	1
4	AM07-017099A	FC09-015751A	BRACKET-DRIVER GUIDE;XNP-C93	1
2	AM07-018213A	AM06-012123A	ASSY,PCB-XNP-A9314R NETWORK	1
4	AM06-012122A	EP16-003888A	PCB,NETWORK-XNP-A9314R;FR-4	1
2	AM07-018213A	FC28-004386A	PAD-THERMAL-XNP-A9314R_TILT	1

2	AM07-018213A	Z6001053501A	SCREW-MACHINE;6001-001476,B	9
2	AM07-018213A	EP07-002241B	SINK,HEAT-TILT-XNP-A9314R_VO	1
2	AM07-018213A	EP02-005274A	HARNESS-XNP-C9310R;MCX,30P-	1
2	AM07-018213A	HP07-001832A	GASKET-CABLE-SLIPRING	1
2	AM07-018213A	FC28-004033A	PAD-THERMAL_15*15;K=7W/M-K	1
2	AM07-018213A	FC28-003056A	PAD-THERMAL-10X10XT2,K=7W/	2
2	AM07-018213A	MC05-001072B	BELT,TIMING-60-S2M-260;260,6,2	1
2	AM07-018213A	FC38-001250A	SPRING,EXT-TENSION;SUS304WP	1
2	AM07-018213A	Z6009000201A	SCREW-SEMS:PH,+,M3,L8,WHT,FP	2
2	AM07-018213A	FC18-005714A	WASHER,FLAT-PLANE,ID3.1 OD13	1
2	AM07-018213A	FC29-016232A	GUARD-CABLES;SILICON,XNP-C9	1
2	AM07-018213A	FC28-002822A	PAD-THERMAL-30X15XT2,K=7W/	1
2	AM07-018213A	FC28-003375A	PAD-THERMAL-45X30XT2,K=7W/	1
1	AM07-018198A	AM07-016817B	ASSY-COVER BOTTOM-XNP-A931	1
2	AM07-016817B	AM07-016876C	ASSY,COVER BOTTOM-WP-UNIT-	1
3	AM07-016876C	FC15-009548A	COVER-DOME-BOTTOM;XNP-C93	1
3	AM07-016876C	FC15-009690B	COVER-DECO-A-XNP-A9314R	1
3	AM07-016876C	FC18-006373A	SCREW,TAPTITE-M3_L6_BLK;1,L6,-	4
3	AM07-016876C	FC15-010563A	COVER-GORE-XNP-CX310R	1
3	AM07-016876C	FC15-009547B	COVER-SD;XNP-C9310R,EXL9330	1
3	AM07-016876C	HP07-001814A	GASKET-COVER-SD;XNP-C9310R	1
3	AM07-016876C	FC18-005781A	SCREW-M3L7INSTALL;TORX10,.,.,.	1
3	AM07-016876C	FC36-001439A	SHEET-GORE_VE90814	2
2	AM07-016817B	FC09-020148A	BRACKET-BASE-XNP-A9314R;ADC	1

3.6.7 Parts List (7)

2	AM07-016817B	FC18-006373A	SCREW,TAPTITE-M3_L6_BLK;1,L6,-	6
2	AM07-016817B	AM06-011060A	ASSY,PCB-XNP-C9310R_SD	1
4	AM06-011059A	EP16-003504A	PCB-XNP-C9310R;SD,4L,MLB,1.2T,	1
2	AM07-016817B	Z6001053501A	SCREW-MACHINE;6001-001476,BI	2
1	AM07-018198A	AM07-018215A	ASSY-BODY-XNP-A9314R	1
2	AM07-018215A	Z6001053501A	SCREW-MACHINE;6001-001476,BI	3
2	AM07-018215A	AM07-018217A	ASSY-PAN-XNP-A9314R	1
3	AM07-018217A	FC10-001262A	RUBBER-CABLE-GUIDE-24P;SILICC	1
3	AM07-018217A	FC10-001264A	RUBBER-GUIDE-SLIPRING;SILICON	1
3	AM07-018217A	EP10-001436A	SLIP RING-SRS1802-24FB;10P,14P	1
3	AM07-018217A	FC09-015012A	BRACKET-CABLE	1
3	AM07-018217A	Z6001053501A	SCREW-MACHINE;6001-001476,BI	10
3	AM07-018217A	AM07-018221A	ASSY-SUB-PAN BEARING-XNP-A9	1
4	AM07-018221A	AM07-018219A	ASSY-SUB-PAN-MECHA-XNP-A93	1
5	AM07-018219A	FC09-015042B	BRACKET-PAN-BASE_XNP-A9314F	1
5	AM07-018219A	HP12-003282A	SEALRING-OILSEAL;SILICONE,SC,3	1
5	AM07-018219A	FC09-015031A	BRACKET-PAN-SPACER_XNP-C93C	1
5	AM07-018219A	Z6009000301A	SEMS SCREW(M3xL10,MACHINE+	7
5	AM07-018219A	MC03-004396A	BEARING,BALL-6807ZZ;35,47,7,JO	2
5	AM07-018219A	FC09-015041B	BRACKET-PAN-SHAFT_XNP-CA93	1
5	AM07-018219A	FC10-001263B	RUBBER-PAN-SPACER;SILICONE,R	1
5	AM07-018219A	FC09-015043A	BRACKET-PAN-GEAR_XNP-C9300F	1
5	AM07-018219A	MC11-006571A	GEAR,PAN-XNP-C9310R	1
5	AM07-018219A	FC18-005178A	SCREW-MACHINE;BH,M2,L4,BLK,N	1

5	AM07-018219A	FC09-015023A	BRACKET-PI-BAR;XNP-C9310R	1
5	AM07-018219A	FC09-015044A	BRACKET-BLADE_PAN_XNP-C930C	1
5	AM07-018219A	FC38-001250A	SPRING,EXT-TENSION;SUS304WP	1
5	AM07-018219A	FC09-015025A	BRACKET-SPRING;XNP-C9310R	1
5	AM07-018219A	FC18-007143A	SCREW-MACHINE : PWH,+,M3,L5,	3
4	AM07-018221A	AM07-016811B	ASSY,PAN-SUB-GEAR_XNP-A9314	1
5	AM07-016811B	Z6001053501A	SCREW-MACHINE;6001-001476,BI	3
5	AM07-016811B	MC03-005343A	BEARING,BALL-696ZZ;6,15	2
5	AM07-016811B	MC05-001071B	BELT,TIMING-60-S2M-198;198,6,2	1
5	AM07-016811B	MC05-001070B	BELT,TIMING-60-S2M-230;230,6,2	1
5	AM07-016811B	FC09-015061A	BRACKET-SUB-PULLEY_XNP-C930	1
5	AM07-016811B	MC11-006573B	GEAR-SUB;POM,PAN,XNP-C9310R	1
5	AM07-016811B	FC09-015018A	BRACKET,MOTOR-MOVER-SUB;XN	1
5	AM07-016811B	FC18-008294A	O-RING-D1-5.8; D2-2.2	1
5	AM07-016811B	MC19-003763A	SHAFT-PAN-SUB_XNP-C9300R;SU	1
4	AM07-018221A	AM07-016810A	ASSY,MOTOR-PAN_XNP-C9310R	1
5	AM07-016810A	Z6001053501A	SCREW-MACHINE;6001-001476,BI	4
5	AM07-016810A	FC09-015024A	BRACKET,MOTOR-PAN;XNP-C931	1
5	AM07-016810A	EP08-004266A	MOTOR,STEP-STP-43D2212;TEETH	1
3	AM07-018217A	FC18-006903A	O-RING-PAN;XNP-C9310R,D3.53,I	1
3	AM07-018217A	FC18-006904A	O-RING-HEAD;XNP-C9310R,D2.62	1
3	AM07-018217A	FC18-000335A	SCREW-MACHINE:PH,+,M4,L10,SU	4
3	AM07-018217A	AM07-017095A	ASSY,SUB-PAN INDUCTIVE	1
4	AM07-017095A	Z6001053501A	SCREW-MACHINE;6001-001476,BI	1

3.6.8 Parts List (8)

4	AM07-017095A	FC39-007281A	FRAME-MAIN-PAN_XNP-C9300R;/	1
4	AM07-017095A	AM06-011081A	ASSY,PCB-XNP-C9310R_INDUCTIV	1
6	AM06-011082A	EP16-003510A	PCB-INDUCTIVE,XNP-C9310R;4L,M	1
2	AM07-018215A	AM07-018218A	ASSY-SUB-BODY-XNP-A9314R	1
3	AM07-018218A	FC28-003056A	PAD-THERMAL-10X10XT2,K=7W/	1
3	AM07-018218A	HP07-001852A	GASKET-FOR COVER BUSH;XNP-C	1
3	AM07-018218A	FC39-007510C	BODY-XNP-A9314R;BUSH	1
3	AM07-018218A	MC19-003222A	SHAFT-GUIDE_XNP-XX00RW	3
3	AM07-018218A	HP07-001529A	GASKET-FOR SHAFT_XNP-XX00RV	3
3	AM07-018218A	FC38-001245A	SPRING,ETC-FOR SHAFT;XNP-XX0	3
3	AM07-018218A	FC18-005575A	WASHER,ETC-PLAIN,ID8.4	3
3	AM07-018218A	FC18-001116C	SCREW-MACHINE : BH,TR20,L6,SU	3
2	AM07-018215A	FC28-003806A	PAD-THERMAL;6X25XT1.5,7W	1
2	AM07-018215A	AM06-012225A	ASSY,PCB-XNP-A9314R POWER	1
4	AM06-012226A	AM06-012227A	ASSY,PCB-MANUAL-XNP-A9314R	1
4	AM06-012226A	EP16-003939A	PCB,POWER-XNP-A9314R;FR-4,6L,	1
2	AM07-018215A	EP02-005274A	HARNESS-XNP-C9310R;MCX,30P-	1
1	AM07-018198A	AM07-018216A	ASSY-DOME-FINAL-XNP-A9314R	1
2	AM07-018216A	AM07-016421C	ASSY,DOME-188-COATING-2	1
2	AM07-018216A	FC14-005446A	BULKHEAD-IR-A	1
2	AM07-018216A	FC14-005446B	BULKHEAD-IR-B	1
2	AM07-018216A	FC09-015014A	BRACKET-DOME;XNP-C9310R	1
2	AM07-018216A	Z6003013801A	SCREW-TAPTITE:BH,+,M3,L8,BLK,E	6
2	AM07-018216A	FC09-015016A	BRACKET-HOLDER-DOME	2

2	AM07-018216A	FC18-007277A	O-RING-DOME;XNP-C9310R,D3.8,	1
1	AM07-018198A	FC18-006957A	O-RING-SIDE-SCREW,D1.78,ID5.8	2
1	AM07-018198A	FC18-005723A	SCREW-M4 L10 SPECIAL;0.7,9.5,N,	2
1	AM07-018198A	FC18-006625A	SCREW-MACHINE,SH,T20,M4,L8	2
1	AM07-018198A	FC38-001340A	SPRING,PLT-SAFETY-WIRE_XNP-C	1
1	AM07-018198A	FC29-016107A	HOLDER-SAFETY-WIRE_XNP-CXX1	1
1	AM07-018198A	FC18-001418C	SCREW-SPECIAL : BH,TR10,M3,L4.	3
1	AM07-018198A	FC15-010207A	COVER-GUIDE FOR RJ45 JACK;XN	1
1	AM07-018198A	MC06-001195A	BUSHING-FOR LAN M20	1
1	AM07-018198A	FC15-010203A	COVER-BUSH;XNP-CX310R	1
1	AM07-018198A	Z6001053501A	SCREW-MACHINE;6001-001476,BI	4
1	AM07-018198A	AM06-012460A	ASSY,PCB-XNP-A9314R IR CONT	1
3	AM06-012459A	EP16-003999A	PCB-XNP-A9314R IR CONTROL;FR	1
1	AM07-018198A	Z6003019601A	SCREW-TAPTITE:PH,+,M2,L6,BLK,E	4
1	AM07-018198A	AM07-018223A	ASSY,LENS ZOOM-XNP-A9314R_N	1
2	AM07-018223A	FC10-001260A	CUSHION-SENSOR PORON	1
2	AM07-018223A	FC09-014531A	BRACKET-UNION T5215-C	1
2	AM07-018223A	Z6003019601A	SCREW-TAPTITE:PH,+,M2,L6,BLK,E	4
2	AM07-018223A	AM08-008178A	ASSY-XNP-A9314R_SENSOR PLAT	1
3	AM08-008178A	FC30-008812A	PLATE-UNION 4K VCL	1
3	AM08-008178A	AM06-012214A	ASSY,PCB-XNP-A9314R_SENSOR	1
5	AM06-012213A	EP16-003904A	PCB,SENSOR-XNP-A9314R;FR-4,4L	1
2	AM07-018223A	FC09-015010A	BRACKET-ZOOM-MODULE;XNP-C	1
2	AM07-018223A	Z6003019801A	SCREW-TAPTITE:PL,+,M2,L4,WHT,	10

3.6.9 Parts List (9)

2	AM07-018223A	EP14-001244	LENS SET-UNION_4K_31X_VCL_T5	1
2	AM07-018223A	AM06-011086C	ASSY,PCB-XNP-C9310R DRIVE_C	1
4	AM06-011087C	EP16-003531C	PCB,DRIVE-XNP-C9310R;FR-4,6L,M	1
1	AM07-018198A	EP02-005240A	HARNESS-PNM-C34404RQPZ;MCX	1
1	AM07-018198A	EP02-004788A	HARNESS-PNM-8082VT;MCX,GRE	1
1	AM07-018198A	EP02-004372A	HARNESS-PNM-7000VD;MCX,30P	1
1	AM07-018198A	FC28-003765A	PAD-THERMAL;23X17XT2.0,7W	4

4. Hose Down Test (Clause 5.7)

4.1 Test date and environmental conditions

4.1.1 Test date: Jan. 08, 2026~ Jan. 15, 2026

4.1.2 Measured Environmental Conditions

Item	Temperature (℃)	Humidity (% R.H.)	Pressure (kPa)
Measurement	25.7	62.4	103.2

4.2 Test Conditions and methods

4.2.1 Description of Test

The enclosure and its external mechanisms were subjected to a stream of water from a hose that has a 25.4 mm (1 in) inside diameter nozzle and delivers at least 240 L (65 gal) per minute. The nozzle was held from 3.0 to 3.5 m (10 to 12 feet) from the enclosure, and the spray of water was directed at all points of potential water entry such as seams, joints, external operating mechanisms, and such. The nozzle was moved along each test point one time at a uniform rate of 6 mm/sec (1/4 in/sec).

4.2.2 Sample Dimension

Ø188 by 590.32 mm, Ø5.64*3 by 53.12 mm, Ø5.36*3 by 50.49 mm,
Ø 25 by 78.5mm, Ø10*2 by 62.8 mm,Ø188 by 590.32 mm, 150 mm
Test Duration = 262.59 secs

4.2.3 Acceptance conditions

The enclosure shall be considered to have met the requirements if at the conclusion of the test no water has entered the enclosure

4.3 Attachment 3 - Photographs

4.3.1 Hose down test

4.4 Test result

4.4.1 Test result table

Sample No (Model)	Water Flow	Presence of water inside	Result
XNP-A9314R	240 LPM	No	Normal

※ Refer to the product photos after the completion of testing in section 4.5.

4.5 Post-test product images

4.5.1 Test sample image


DC12V
DC24V
STP-4302212
037250G

RESET
1
2



- End -